



THE UNIVERSITY OF
NEW MEXICO.®

Census Program Updates

Robert Rhatigan,
Director of Geospatial and Population Studies
University of New Mexico
rhatigan@unm.edu

New Mexico Data User's Conference
November 20, 2024

Outline

- **Federal Demographic Data Collection Changes**
 - OMB Statistical Policy Directive 15
 - Sexual Orientation and Gender Identity (SOGI) Testing
- **Election Implications for Federal Demographic Data**
 - A search of Project 2025
- **National Population Projections**
 - An aging population
 - 2038 national inflection point in natural change
 - International Migration

U.S. Office of Management and Budget's Statistical Policy Directive No. 15: Standards for Maintaining, Collecting, and Presenting Federal Data on Race and Ethnicity

First update to SPD 15 since 1997
Federal Agencies must comply by 2029

Key Changes:

- Combined Race and Ethnicity Question
- Middle Eastern North African Race Category



<https://www.cdc.gov/global-health/regional/middle-east-north-africa.html>

Sample Combine Race and Ethnicity Sample Question from U.S. Census Bureau

What is your race *and/or* ethnicity?
Select all that apply...

Key Changes from SPD 15:

- Combined Race and Ethnicity Question
- Addition of Middle Eastern North African Race Category

What is your race and/or ethnicity?

Select all that apply and enter additional details in the spaces below.

American Indian or Alaska Native – Enter, for example, Navajo Nation, Blackfoot Tribe of the Blackfoot Indian Reservation of Montana, Native Village of Barrow Inupiat Traditional Government, Nome Eskimo Community, Aztec, Maya, etc.

Asian – Provide details below.

- Chinese Asian Indian Filipino
 Vietnamese Korean Japanese

Enter, for example, Pakistani, Hmong, Afghan, etc.

Black or African American – Provide details below.

- African American Jamaican Haitian
 Nigerian Ethiopian Somali

Enter, for example, Trinidadian and Tobagonian, Ghanaian, Congolese, etc.

Hispanic or Latino – Provide details below.

- Mexican Puerto Rican Salvadoran
 Cuban Dominican Guatemalan

Enter, for example, Colombian, Honduran, Spaniard, etc.

Middle Eastern or North African – Provide details below.

- Lebanese Iranian Egyptian
 Syrian Iraqi Israeli

Enter, for example, Moroccan, Yemeni, Kurdish, etc.

Native Hawaiian or Pacific Islander – Provide details below.

- Native Hawaiian Samoan Chamorro
 Tongan Fijian Marshallese

Enter, for example, Chuukese, Palauan, Tahitian, etc.

White – Provide details below.

- English German Irish
 Italian Polish Scottish

Enter, for example, French, Swedish, Norwegian, etc.



Persons Reporting Some Other Race in the 2020 Census

	NM	US
Alone	15.0%	8.4%
Alone or In Combination	32.0%	15.1%

Persons Reporting Two or More Races in the 2020 Census

NM	US
19.1%	9.6%

Combined Race and Ethnicity Question

Arguments For

- **Reduction of Some Other Race category**
- **Allows for better self identification**
- **Research supports these changes**

Arguments Against

- **Move toward one construct**
- **Potential loss of data for certain people e.g, Afro Latinos**

Sexual Orientation and Gender Identity

← → ↻ <https://www.pewresearch.org/short-reads/2023/06/23/5-key-findings-about-lgbtq-americans/>
on last saved: Just now



RESEARCH TOPICS ▾ PUBLICATIONS OUR METHODS SHORT READS TOOLS

Home > Research Topics > Gender & LGBTQ > LGBTQ Attitudes & Experiences > Gend...

SHORT READS | JUNE 23, 2023

SHARE ↕

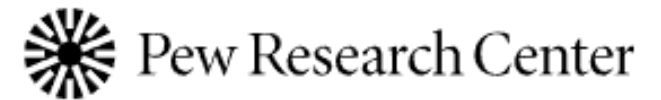
5 key findings about LGBTQ+ Americans

BY ANNA BROWN



A Pride flag is displayed during the 52nd annual San Francisco Pride parade on June 26, 2022. (Arun Nevader/Getty Images)

- **“Some 7% of Americans are lesbian, gay or bisexual,** according to a Pew Research Center survey of 12,147 U.S. adults conducted in summer 2022.”
- **“Some 1.6% of U.S. adults are transgender or nonbinary** – that is, their gender differs from the sex they were assigned at birth.” according to survey of U.S. adults in May of 2022.
 - **5.1% of Young Adults 18-29 are transgender or binary.**



According to Census Bureau director Robert Santos, “Other federal agencies have identified uses for SOGI information, such as for civil rights and equal employment enforcement.”

<https://www.census.gov/newsroom/blogs/director/2024/06/sexual-orientation-gender-identity.html>

April 2024 Federal Register Notice - The 2024 American Community Survey (ACS) Sexual Orientation and Gender Identity (SOGI) Test

4 What sex was Person 2 assigned at birth?
Mark (X) ONE box.

Male Female

5 What is Person 2's current gender?
Skip this question if this person is less than 15 years old.
Mark (X) ONE box.

Male

Female

Transgender


Nonbinary

Person 2 uses a different term. Specify

Sample Question

SEXUAL ORIENTATION AND GENDER IDENTITY (SOGI) DATA ACTION PLAN FOR THE U.S. CENSUS BUREAU

Submitted to the Office of Management and Budget: April 3, 2023



U.S. Department of Commerce
U.S. CENSUS BUREAU
census.gov

June 2024



Potential Election Impacts on Federal Demographic Data



USA Today Fact Checks False Claim about Project 2025

Building for conservative victory through policy, personnel, and training.

Sexual Orientation and Gender Identity

Page 4-5

“The next conservative President must make the institutions of American civil society hard targets for woke culture warriors. This starts with **deleting the terms sexual orientation and gender identity (“SOGI”)**, diversity, equity, and inclusion (“DEI”), gender, gender equality, gender equity, gender awareness, gender-sensitive, abortion, reproductive health, reproductive rights, and any other term used to deprive Americans of their First Amendment rights **out of every federal rule, agency regulation, contract, grant, regulation, and piece of legislation that exists.**

OMB SPD 15 – Race and Ethnicity Data Changes

Page 680

“Review forthcoming changes to race and ethnicity questions”

“...new conservative Administration should take control of this process and thoroughly review any changes.”

Recall Key Changes from SPD 15:

- Combined Race and Ethnicity Question
- Addition of Middle Eastern North African Race Category

Census Citizenship Question

Page 680

“Add a citizenship question”

“Any successful conservative Administration must include a citizenship question in the census.”

“By law, the Census Bureau must deliver the decennial census subjects/topics to Congress three years before Census Day (in this case, by April 1, 2027). Questions must be presented to Congress two years before Census Day (April 1, 2028).”

Political Appointees at the Census Bureau

page 659

“The department clearly needs far more political leadership, including at the Census Bureau.”

Page 679

“Strong political leadership is needed to increase efficiency and align the Census Bureau’s mission with conservative principles...This will require the Office of Personnel Management to allocate additional political appointee positions to the Census Bureau.”

Consolidation of Federal Statistical Agencies

Page 327

“Move ED’s statistical office, the **National Commission (sic) for Education Statistics (NCES)**, to the Department of Commerce’s Census Bureau.”

page 664

“The **Bureau of Economic Analysis and Census Bureau**, as well as the **Department of Labor’s Bureau of Labor Statistics**, should be **consolidated** into a more manageable, focused, and efficient statistical agency;...”

American Community Survey

Project 2025

PRESIDENTIAL TRANSITION PROJECT

Not the Trump Administration

Page 681

The American Communities Survey

“As with the decennial census, each question should be carefully reviewed to ensure the data are useful and that the questions are not overly intrusive.”



American Community Survey

Handbook of Questions and Current Federal Uses

American Community Survey Office
 Issued October 2014



	Questions	Qnum	Mandatory	Required	Programmatic
40	Mortgage	H22	√	√	√
41	Most Imp. Activities (Occ)	P46		√	√
42	Name	P1			
43	Outside Home Difficulty	P19	√	√	√
44	Period of Service	P27	√	√	√
45	Place of Birth	P7		√	√
46	Place of Work	P30		√	√
47	Plumbing and Kitchen	H8	√	√	√
48	Race	P6	√	√	√

“The purpose is to help explain why specific questions on the ACS are asked, which estimates are created from the answers to these questions, and how federal agencies and other organizations use these estimates”

Information requested from the federal agencies included:

- a **clear explanation of each use of ACS estimates**
- any **applicable legal requirements** for their uses
- the **geographic levels** at which the estimates are used
- the **specific questions necessary** to accomplish each use
- whether **alternative data sources** can be utilized.

Partnership Programs

Page 680

“A new Administration should work to actively engage with conservative groups and voices to promote response to the decennial census.”

“Promoting response to the decennial census will ensure that the most accurate counts are conducted, leading to a more accurate apportionment of congressional representation and allocation of federal funds.”

“In 2020, lack of conservative participation was one factor in an undercount in some areas of the country, affecting representation of certain states.”

National Advisory Committee on Racial, Ethnic and Other Populations

Page 682

“Abolish the National Advisory Committee and reevaluate all other Committee”

“The new Administration should also reevaluate and potentially abolish all non-statutory standing committees within the Census Bureau, including the Census Scientific Advisory Committee.”

National Population Projections

- **US Census Bureau Projections**
 - **Congressional Budget Office Projections**
 - **Social Security Administration Projections**
 - **University of Virginia Cooper Weldon Center Projections**
-
- **Consensus on US Population**
 - **Aging Population**
 - **Increasing Deaths**
 - **Declining Births**
 - **Natural Decrease (Births – Deaths negative) beginning around 2038**
 - **Population Growth Dependent on International Migration**

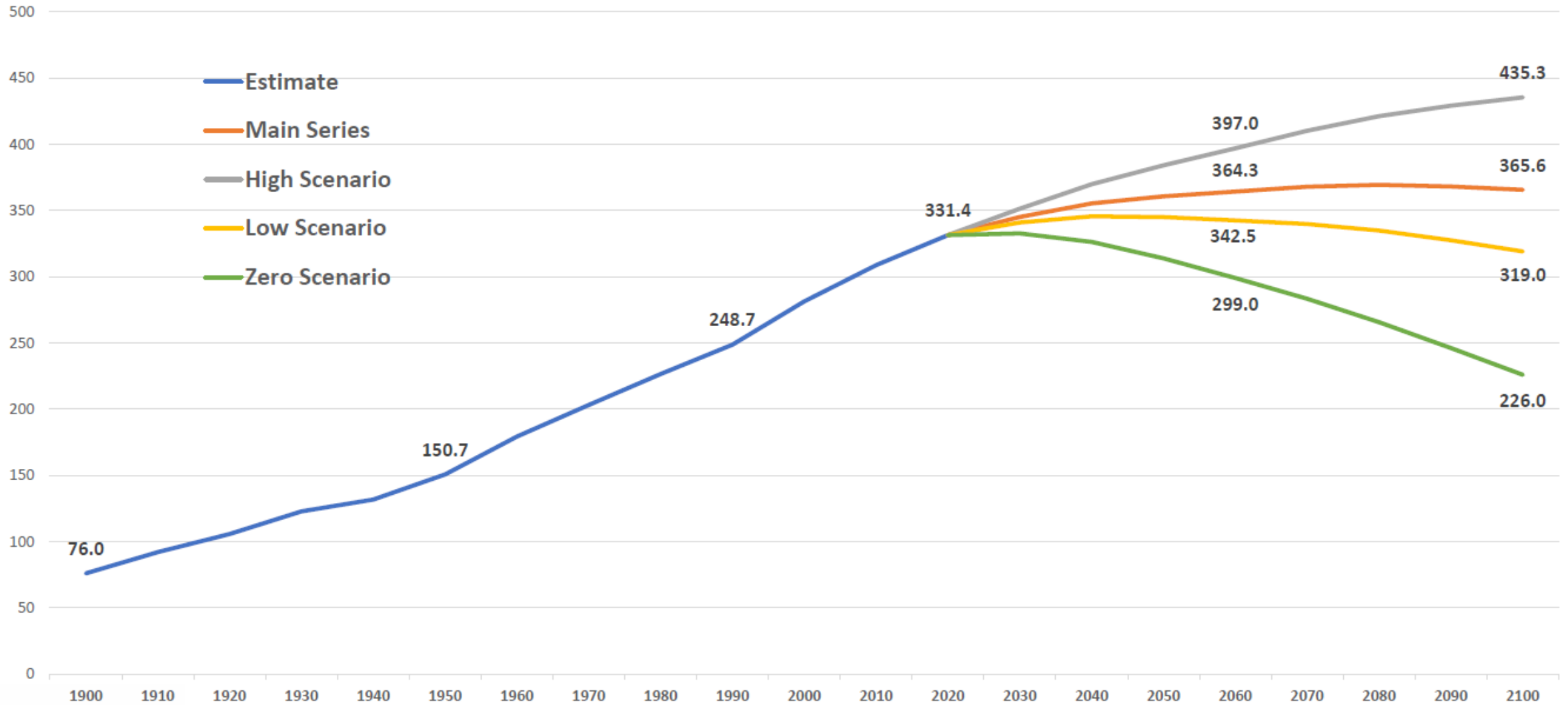
U.S. Census Bureau Projections 2023-2100

Key Takeaways:

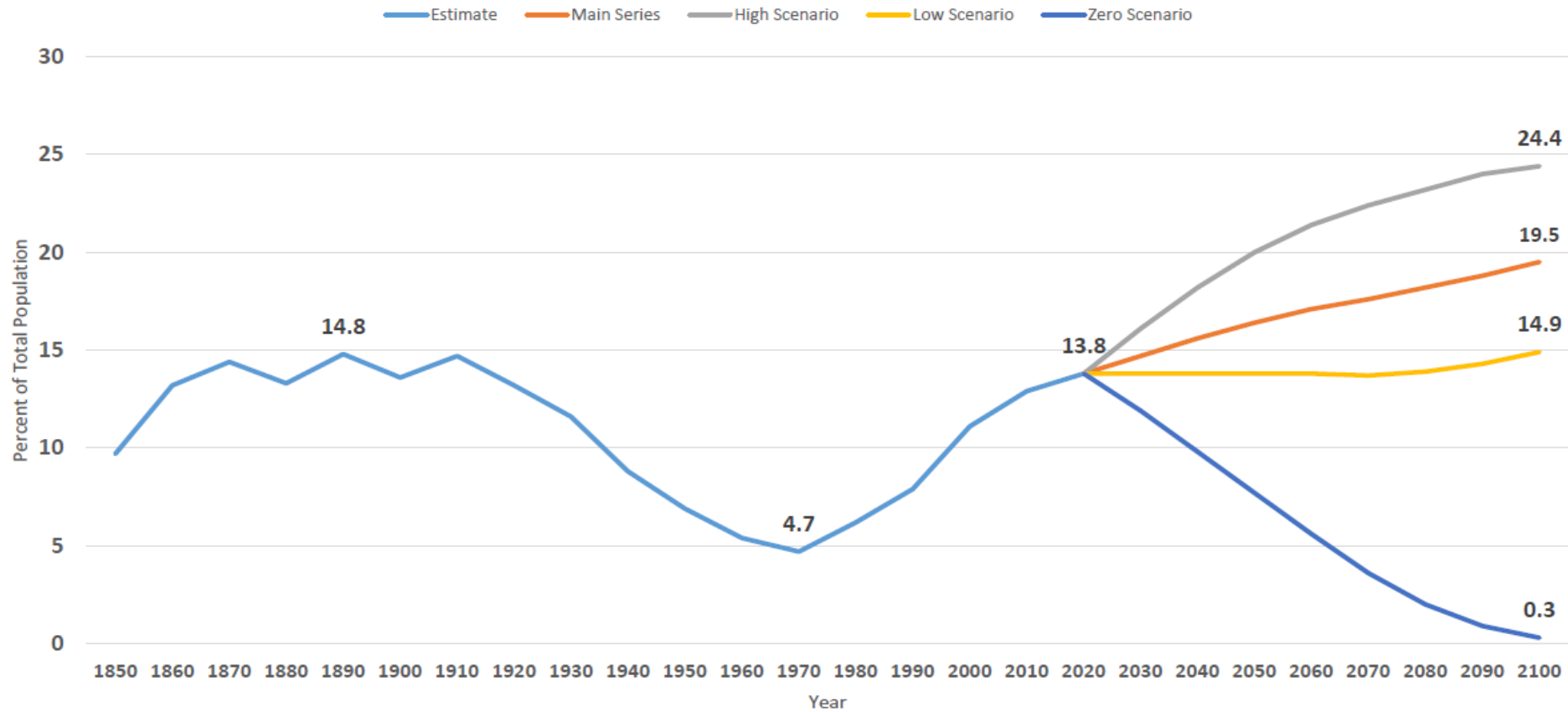
- **Slower growth compared with previous projections**
- **Aging Population with increasing 65+ and decreasing under 18 populations.**
- **Declines in fertility are likely to continue**
- **Natural Decline in 2038 under main scenario**
- **Peak Population around 2080 under main migration scenario**

Population Estimates and Projections for the United States: 1990 to 2100

In millions



Estimated and Projected Percent Foreign Born in the US Population by Immigration Scenario: 1850 to 2100



Source: U.S. Census Bureau, Population Division Working Paper POP-WP029, 2023 National Population Projections



Congressional Budget Office Projections

CBO

- “As growth of the population age 65 or older outpaces growth of younger age groups, **the population continues to become older**, on average.”
- **Population growth generally slows over the next 30 years**, from 0.6 percent per year, on average, between 2024 and 2034 to 0.2 percent per year, on average, between 2045 and 2054
- **Net immigration increasingly drives population growth and accounts for all population growth beginning in 2040**, in part because fertility rates remain below the rate that would be required for a generation to replace itself in the absence of immigration.

CBO Net International Migration

Net Immigration

Millions of people



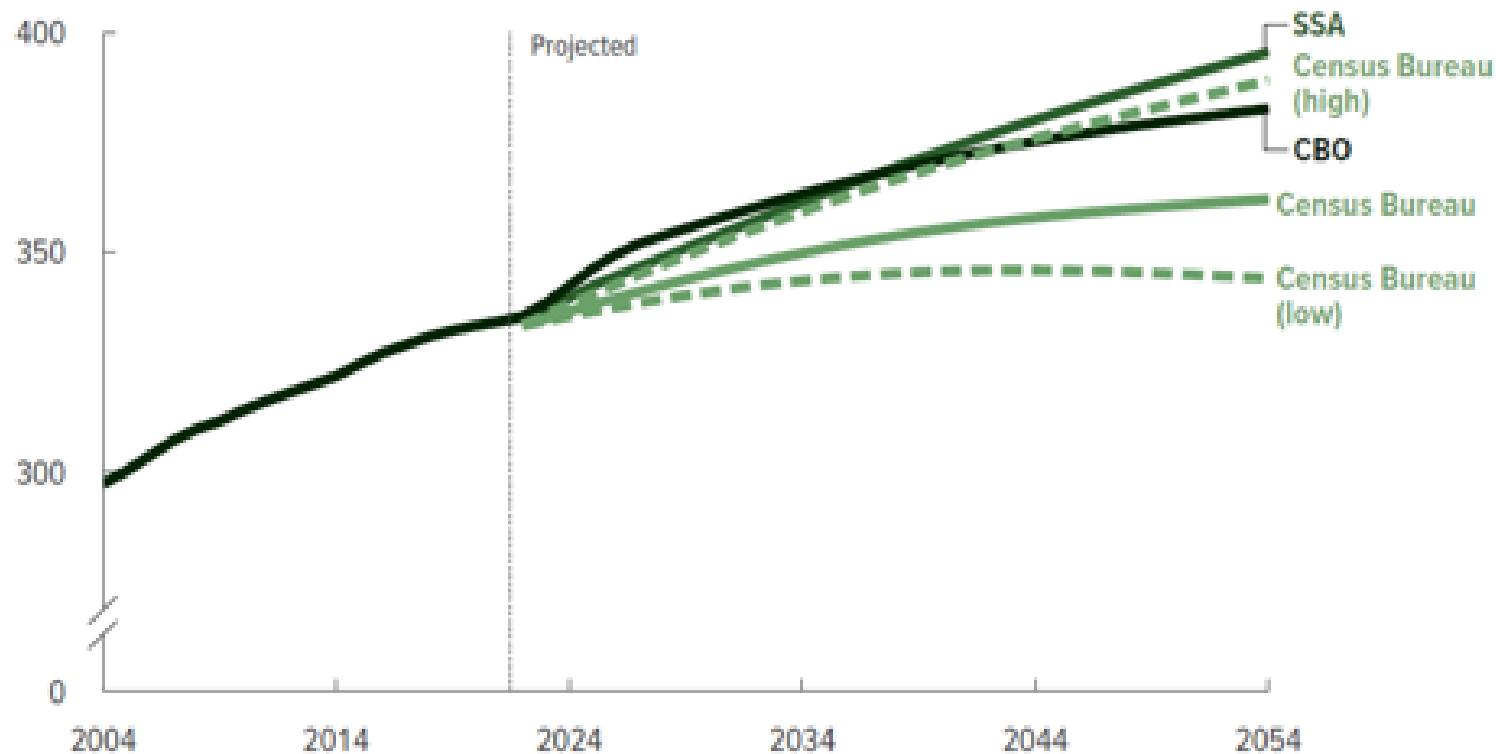
CBO estimates that net immigration to the United States was 2.6 million in 2022 and 3.3 million in 2023. Those estimates are larger than net immigration from 2010 to 2019, which averaged 900,000 people per year.

The agency projects that, on net, the number of people immigrating to the United States will be 3.3 million in 2024, 2.6 million in 2025, 1.8 million in 2026, and will average 1.1 million per year over the 2027–2054 period.

Figure A-1.

CBO's and Other Agencies' Projections of the Population

Millions of people



Largely because of greater estimated net immigration, CBO's projection of the population is higher in the near term than SSA's and the Census Bureau's projections. In later years, CBO's population projection is lower than SSA's projection and the Census Bureau's high immigration scenario.

Data source: Congressional Budget Office. See www.cbo.gov/publication/59697#data.

SSA = Social Security Administration, Office of the Chief Actuary.

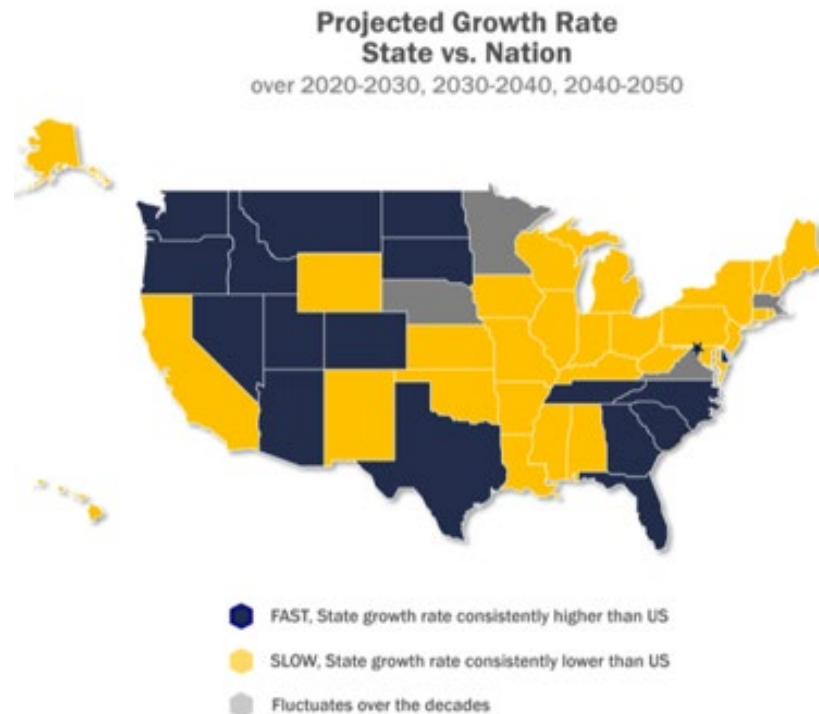
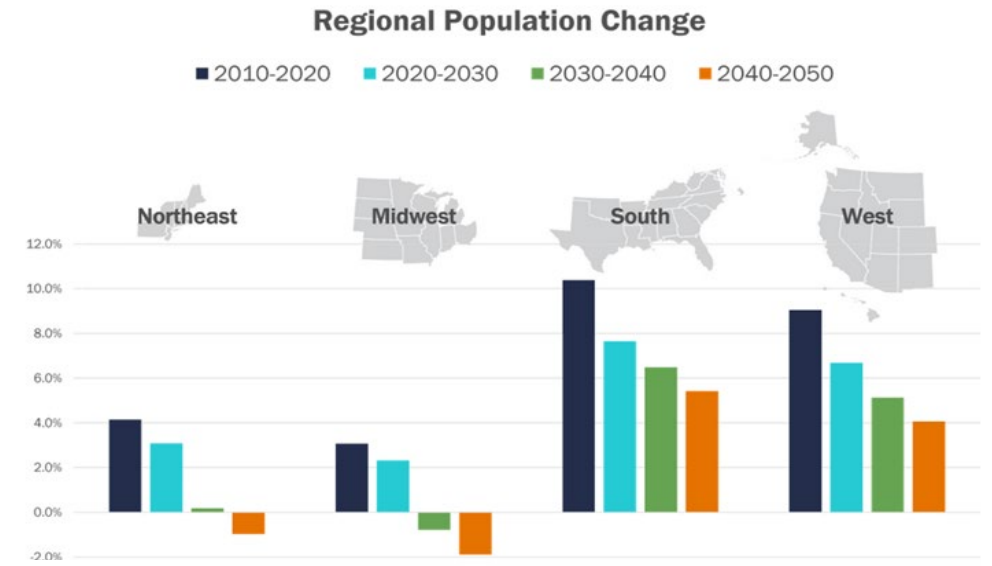
CBO's and SSA's projections represent the Social Security area population. The Census Bureau's projection represents the resident area population.

University of Virginia Projections 2024-2050

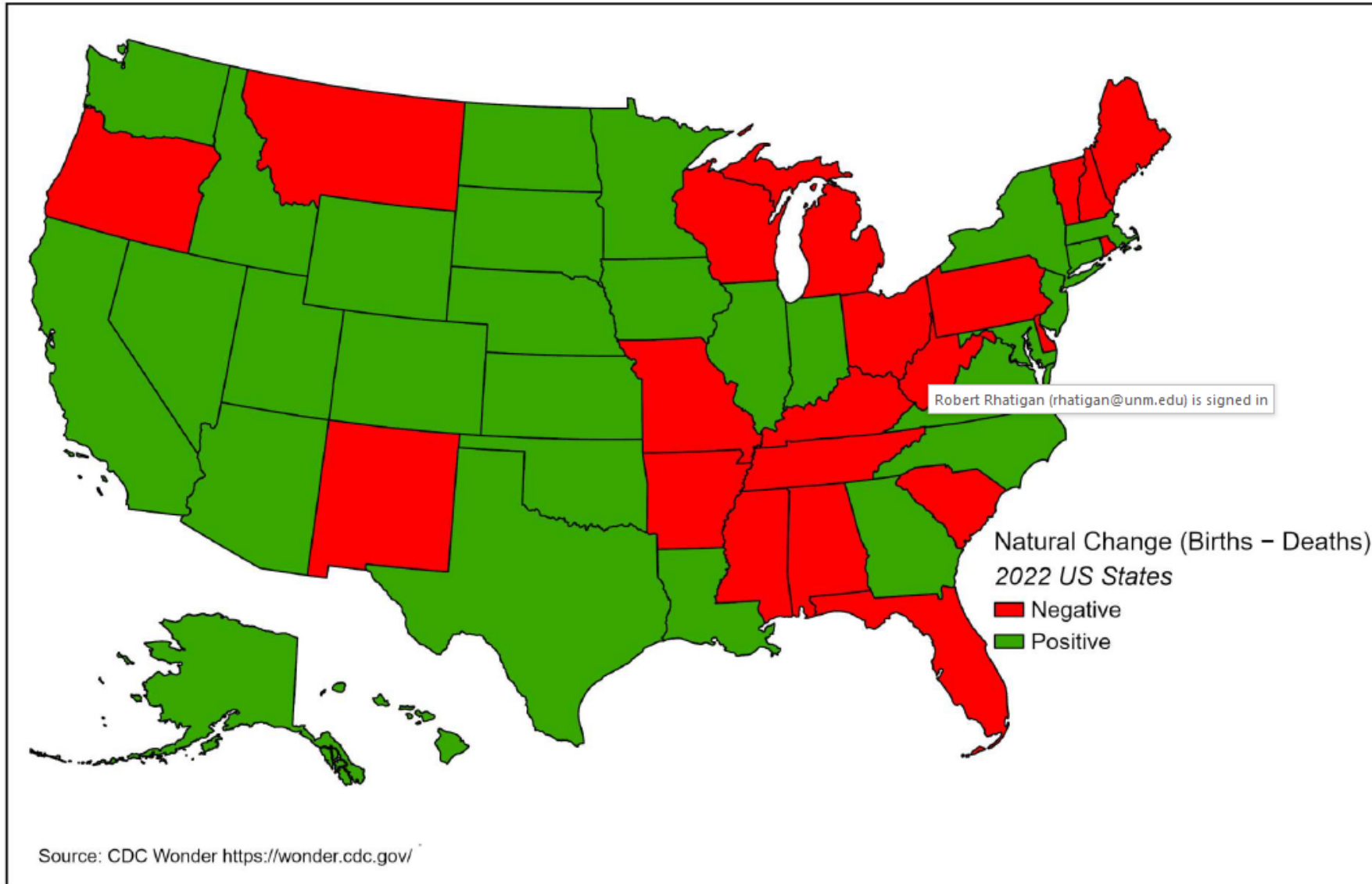
“...we may see the national rate of growth decrease from nearly 10% in 2000-2010 to 7.4% over 2010-2020 to an anticipated 5.5% over 2020-2030.

Most states will also experience similar deceleration as per the projections.

Source: <https://www.coopercenter.org/research/national-50-state-population-projections-2030-2040-2050>

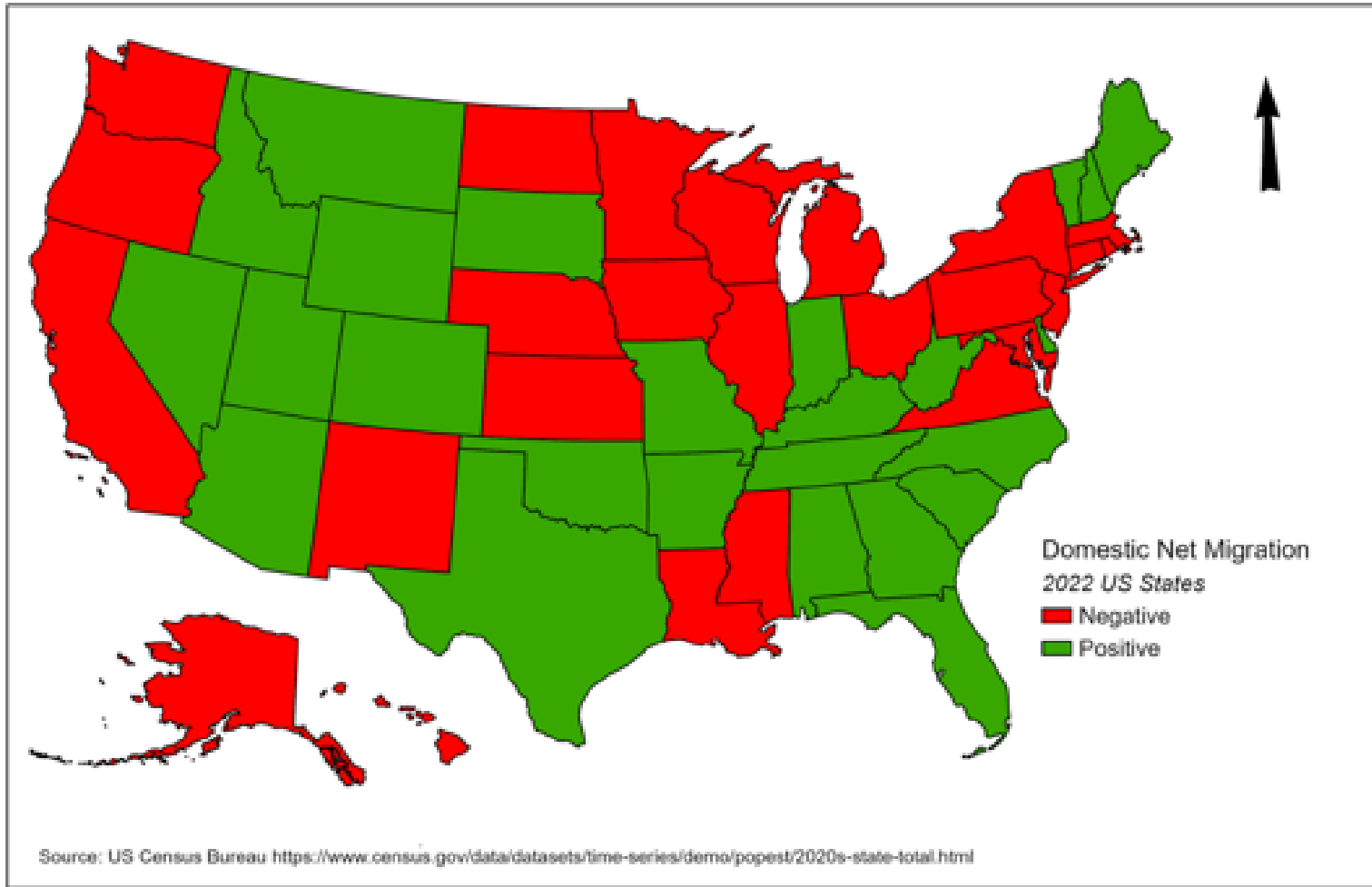


Natural Change (Births minus Deaths) by State 2022



- The Census Bureau projects that deaths will exceed births nationally by 2038.
- If the US is to grow, it must be through Net International Migration.

Domestic Migration by State 2022



- Domestic Migration in New Mexico has been negative since 2012
- Net International Migration currently accounts for all growth in New Mexico

- Net International Migration was positive for all states in 2022



Questions or Comments?

Robert Rhatigan
Director
Geospatial and Population Studies
University of New Mexico
rhatigan@unm.edu

26th Annual New Mexico
Data User's Conference
November 20, 2024