



*Labor Market  
Information*

Michelle Doran

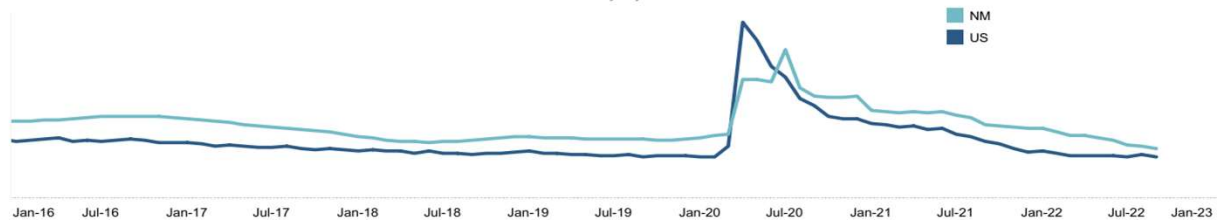
**24th Annual New Mexico  
Data Users Conference**

**NEW MEXICO DEPARTMENT OF WORKFORCE SOLUTIONS**

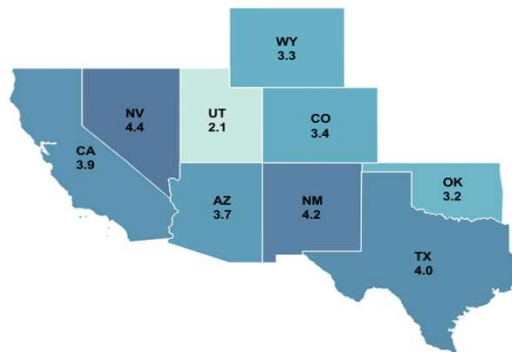
# New Mexico Department of Workforce Solutions' Economic Research & Analysis Bureau

## New Mexico Employment Snapshot

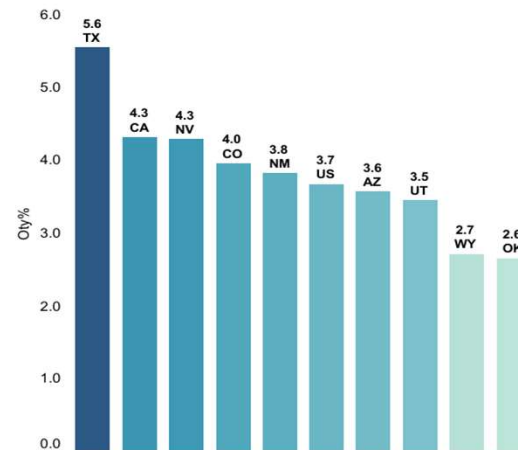
New Mexico & United States Unemployment Rates (%)  
January 2016 through September 2022  
Seasonally Adjusted



Regional Unemployment Rates (%)  
September 2022  
Seasonally Adjusted



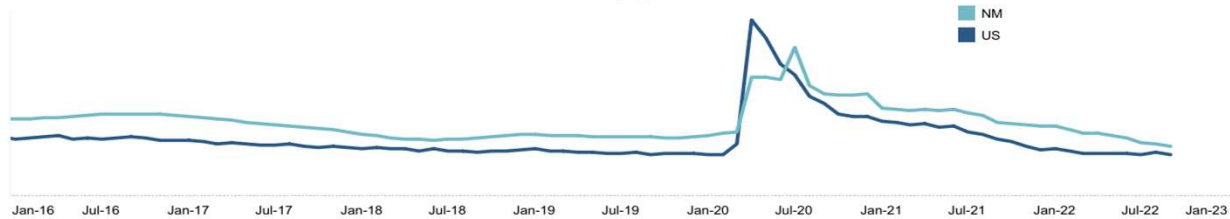
Regional Over-the-Year Employment Growth (%)  
September 2021 to September 2022  
Not Seasonally Adjusted



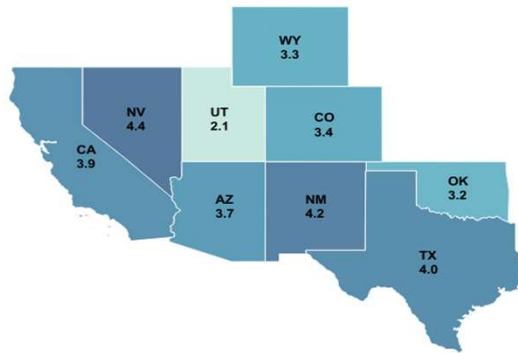
# What is Labor Market Information?

## New Mexico Employment Snapshot

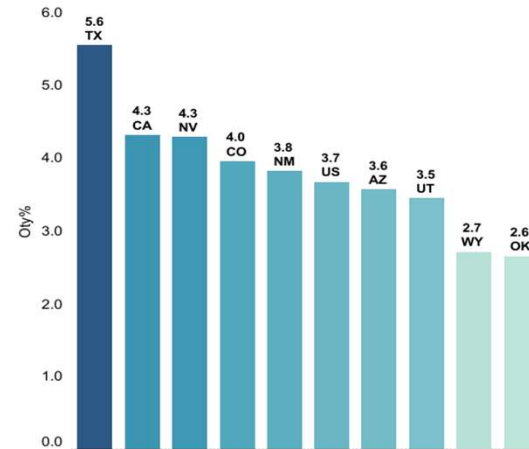
New Mexico & United States Unemployment Rates (%)  
January 2016 through September 2022  
Seasonally Adjusted



Regional Unemployment Rates (%)  
September 2022  
Seasonally Adjusted



Regional Over-the-Year Employment Growth (%)  
September 2021 to September 2022  
Not Seasonally Adjusted



# Career Exploration Tools – Why I Work

## Why I Work:

[www.dws.state.nm.us/whyiwork](http://www.dws.state.nm.us/whyiwork)

A budget tool for everyone. Why I Work shows how much money a person needs to earn to afford the things they want and need.



Why I Work – <https://www.dws.state.nm.us/WhyIWork>

# WHY I WORK

Why I Work is a budget tool that shows you how much money you need to make to afford the things you want and need. Whether you're looking for a new job, making long-term career choices, or both, knowing how much money you need to earn is very important in making employment and career decisions that are right for you. Here's how it works:



## Step 1:

Choose the city that you want to live in.

## Step 2:

Choose the items that you want and need.

## Step 3:

We'll add up your spending and show you how much you need to earn to cover your expenses.

## Step 4:

Connect to Career Solutions to learn about occupations that have an annual wage that pays that amount.

# Why I Work – <https://www.dws.state.nm.us/WhyIWork>

Step 1:  
Choose the city that  
you want to live in.



# Why I Work – <https://www.dws.state.nm.us/WhyIWork>

WHY I WORK ●●●●●●●●●●

Albuquerque ▼

Total Expenses: \$0.00

## HOUSING

Choose only one or enter your own amount.

Step 2:  
Choose the items  
that you want and  
need.

  
**HOUSE**  
\$ 1,341.00

  
**2 BEDROOM**  
\$ 880.00

  
**1 BEDROOM**  
\$ 716.00

  
**EFFICIENCY**  
\$ 593.00

  
**LIVE AT HOME**  
\$ 0.00

  
**MY PLACE - CUSTOM AMOUNT**  
\$ 0.00

WHY I WORK ●●●●●●●●●●

Albuquerque ▼

Total Expenses: \$791.00

## UTILITIES

Select as many as you like. Enter your own amounts  
or use defaults.



  
**INTERNET**  
\$ 75.00

  
**WATER**  
\$ 93.00

  
**CABLE**  
\$ 63.00

  
**NATURAL GAS**  
\$ 35.00

  
**MOBILE**  
\$ 117.00












  
**ELECTRICITY**  
\$ 108.00

  
**MY UTILITIES - CUSTOM AMOUNT**  
\$ 0.00

# Why I Work – <https://www.dws.state.nm.us/WhyIWork>

## EXPENSE BREAKDOWN — ALBUQUERQUE

Here's a summary of what you've chosen and the annual wage you need to pay your expenses. Next, click on the Occupation Finder link to find occupations paying that wage.

	HOUSING ONE BEDROOM APT	\$716.00
	UTILITIES INTERNET, WATER, NATURAL GAS, MOBILE, ELECTRICITY	\$428.00
	FOOD EAT AT HOME	\$321.00
	TRANSPORTATION USED	\$535.00
	CLOTHING WORK	\$106.00
	HEALTH CARE EMPLOYER INSURANCE PLAN, DENTAL AND VISION CARE	\$156.00
	PERSONAL BASICS	\$53.00
	ENTERTAINMENT HOME	\$32.00
	MISCELLANEOUS HOUSEWARES	\$54.00
	EDUCATION ASSOCIATE - PUBLIC	\$352.00
	SAVINGS 5% OF TOTAL EXPENSE	\$138.00

## WHY I WORK



Albuquerque

Total Expenses: \$2,891.00

### TOTAL MONTHLY EXPENSES:

# \$2,891.00

Step 3:  
We'll add up your spending and show you how much you need to earn to cover your expenses.

Step 4:  
Connect to Career Solutions to learn about occupations that have an annual wage that pays that amount.

### TOTAL EXPENSES

Total Monthly Expenses	\$2,891.00
Annual Expenses	\$34,692.00
Taxes (25% of expenses)	\$8,673.00
Annual Salary Needed	\$43,365.00

OCCUPATION FINDER

PRINT

RESTART

DATA SOURCES

# Career Exploration Tools – New Mexico Career Solutions

**Career Solutions:**  
[www.NMCareerSolutions.com](http://www.NMCareerSolutions.com)

Interactive career exploration for students and jobs seekers.  
This website incorporates labor market information with exploration tools to help users navigate next steps.



# New Mexico Career Solutions – <https://www.NMCareerSolutions.com>



Nmdws Economic Research  
University of New Mexico-Main Campus  
Art History, Criticism and Co...

[My Dashboard](#) [Career Exploration](#) [Education & Training](#) [Gain Experience](#) [The Job Search](#)



New Mexico Career Solutions

# New Mexico Career Solutions – Career Exploration



My Dashboard

**Career Exploration**

Education & Training

Gain Experience

The Job Search

## CAREER EXPLORATION



First    << Back    Next >>    Last

5

### Act

Use your list of saved occupations to decide whether you should get additional education and training, start looking for a job, or pursue another path, like apprenticeship or entrepreneurship. Your narrowed list of occupations and the information you've gained from researching those occupations will drive what you do next. The information in the Job Search, Education and Training, and Get Experience menus will help you take the next steps towards your future.

### NEXT STEPS

Education & Training

Job Search

Gain Experience

Other Resources

### TOOLS

Career Exploration Worksheet

Work Interests Assessment

Work Values Assessment

Why I Work

**Occupation Finder**

Compare Occupations

Occupation Library

# New Mexico Career Solutions – Occupation Finder

**Filters**

Search by occupation title here...

[Area: New Mexico](#)

> [Assessment Match](#)

▼ [Occupation Family](#)

> [Outlook](#)

> [Demand](#)

> [Education](#)

▼ [Wage Requirement](#)

\$21.75 hourly (Approx. \$45,000 annually) or mor

> [Experience](#)

> [Training](#)

> [Military Occupation](#)

**Results** 250 of 1016

Sort By: Alphabetical

Display 25 records per page

First << Previous 1 2 3 4 5 ... 10 Next >> Last

\* Faded and starred icons indicate results of an expanded geography.

★★★★☆ **Accountants and Auditors**

				Compare	Jobs	Programs	Colleges
Outlook: Growing *371 Openings/Year	Demand: High 123 Current Openings	N/A	* \$48,820 to \$86,780	Video	Profile	Share	Save

Examine, analyze, and interpret accounting records to prepare financial statements, give advice, or audit and evaluate statements prepared by others. Install or advise on systems of recording costs or other financial and budgetary data.

**Other Occupation Titles:** Account Auditor, Accountant, Accounting Auditor, Accounting Consultant, Accounting Methods Analyst, Accounting Officer, Accounting Systems Analyst, Asset Analyst, Audit Associate, Audit Partner

★☆☆☆☆ **Acute Care Nurses**

				Compare	Jobs	Programs	Colleges
Outlook: Growing *687 Openings/Year	Demand: Medium 19 Current Openings	Associate's Degree	* \$63,980 to \$87,360	Video	Profile	Share	Save



# New Mexico Career Solutions – Education & Training



My Dashboard

Career Exploration

**Education & Training**

Gain Experience

The Job Search



First    << Back    Next >>    Last

2

## PLAN

Planning for your education and applying for schools go hand-in-hand. The type of education you choose will depend not only on the career you want but also other factors, like cost, flexibility, and location. The tips here provide information on some types of schools and programs to consider and what you should think about when choosing a school.

No matter what you decide, it's important to start planning as soon as you can. Make lists and schedules of what you need to do, and get help from a school counselor, teacher, parent, or mentor. Use the **Countdown to College Checklist** to plan, prepare, and apply for college during each year of high school.



## TIPS

- Types of Schools and Programs
- Things to Think About When Choosing a School



## TOOLS

- Education Quick List
- Countdown to College Checklist
- College Finder
- Program Finder
- FAFSA [↗](#)
- FAFSA Estimate [↗](#)
- Scholarship Finder
- College Library
- Scholarship Library
- Why I Work [↗](#)



# New Mexico Career Solutions – Gain Experience



My Dashboard

Career Exploration

Education & Training

**Gain Experience**

The Job Search

## GAIN EXPERIENCE



First

« Back

Next »

Last



### APPRENTICESHIP

Remove

An apprenticeship is one of the best opportunities to get hands-on training and classroom education in a skilled trade. People in an apprenticeship program, called apprentices, learn their skilled trade while working on the job. Registered apprenticeship programs usually last from one to five years, and the apprentice receives a nationally-recognized certificate of completion at the end of the program. Apprentices learn from the best. They're either trained by a master craftsman or an expert in the field and earn wages as they learn.

If you think you might be interested in being an apprentice, visit the New Mexico Department of Workforce Solutions' apprenticeship program website at [www.dws.state.nm.us/Job-Seeker/Jobs-and-Careers/Apprenticeship](http://www.dws.state.nm.us/Job-Seeker/Jobs-and-Careers/Apprenticeship).

#### Latest Apprenticeship Opportunities

There are no apprenticeships available in Bernalillo County based on your enrollment in Art History, Criticism and Conservation posted in the last 30 days.



Find Apprenticeships



New Mexico Career Solutions

# New Mexico Career Solutions – The Job Search



My Dashboard

Career Exploration

Education & Training

Gain Experience

**The Job Search**

## 8 STEPS FOR THE JOB SEARCH



First

« Back

Next »

Last

1

### EXPLORE

Exploring your options and finding your career path can be very difficult for people of all ages and backgrounds because it means figuring out what you want to do. Career exploration should be something you do throughout your life. Even if you're just working in an entry-level job that's not part of a long-term plan, you should still be planning for your future so that you can be in charge of your success.

Because this is such an important step, Career Solutions has a whole section on how to explore careers. Visit the **Career Exploration** section to get started!



### TIPS

Don't Narrow Your Focus Too Much

Know the Difference Between a Job, an Occupation, and a Career



### TOOLS

Job Finder

Job Library

Résumé Builder

Letter Builder

Interview Preparation

Occupation Finder

# New Mexico Career Solutions – My Dashboard



**My Dashboard**

Career Exploration

Education & Training

Gain Experience

The Job Search

## Student Progress

### Career Exploration

- 5 Career Exploration Steps 100%
- Career Exploration Worksheet 100%
- Your Work Interests 100%
- Your Work Values 100%
- Occupation Library 7

### Education & Training

- 5 Steps for Education 100%
- Countdown to College Checklist 0
- College Library 0
- Scholarship Library 0
- Program Library 0

### The Job Search


- 8 Job Search Steps 100%
- Résumé Builder 1
- Letter Builder 0
- Interview Practice 0
- Job Library 0

### Gain Experience

- Experience Library 2



# Labor Market Information Tools – NMDWS Researchers



**NMDWS LMI Website:**  
[www.dws.state.nm.us/LMI](http://www.dws.state.nm.us/LMI)

Visualizations, charts, and graphs for those who need answers quickly. These visualizations are easily customized and can be pasted into your own articles and presentations.

## Data

- Employment Snapshot
- Labor Force & Unemployment
- Employment & Industry
- Occupations & Wages
- Employment Projections
- Occupational Outlook
- US Consumer Price Index
- Other Data Resources

## Resources

- Request to be Added to LMI Publication Email Notifications
- LASER
- Career Solutions
- Why I Work

## Publications

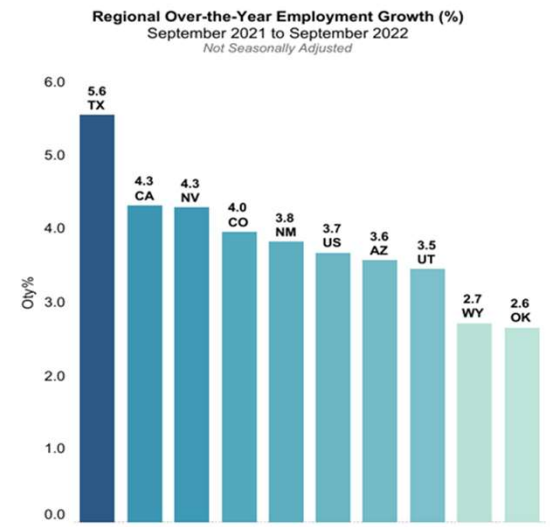
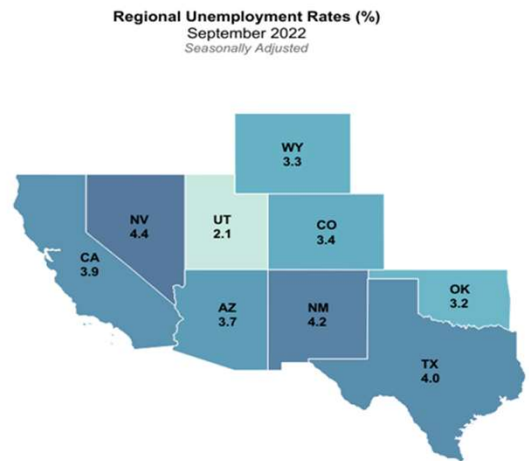
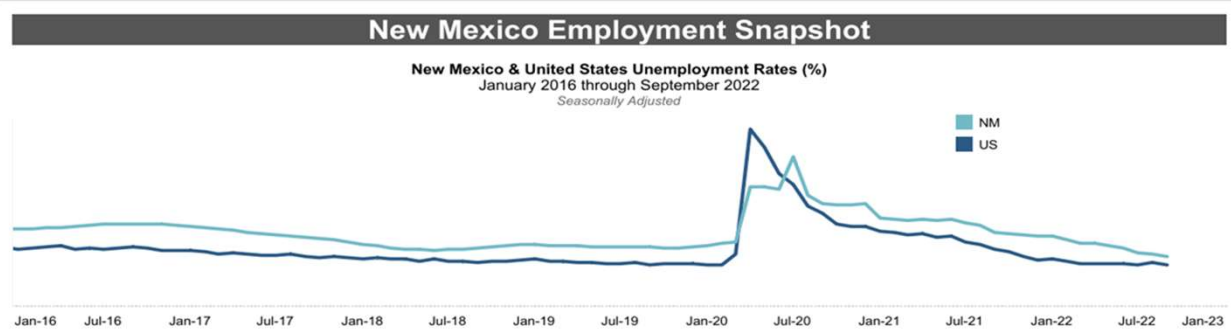
- Economic News
- Labor Market Review
- Reports & Special Analysis
- Career & Employment Resources
- Veteran-Specific Resources
- Understanding LMI
- 2022 Publication Schedule

## What is Labor Market Information

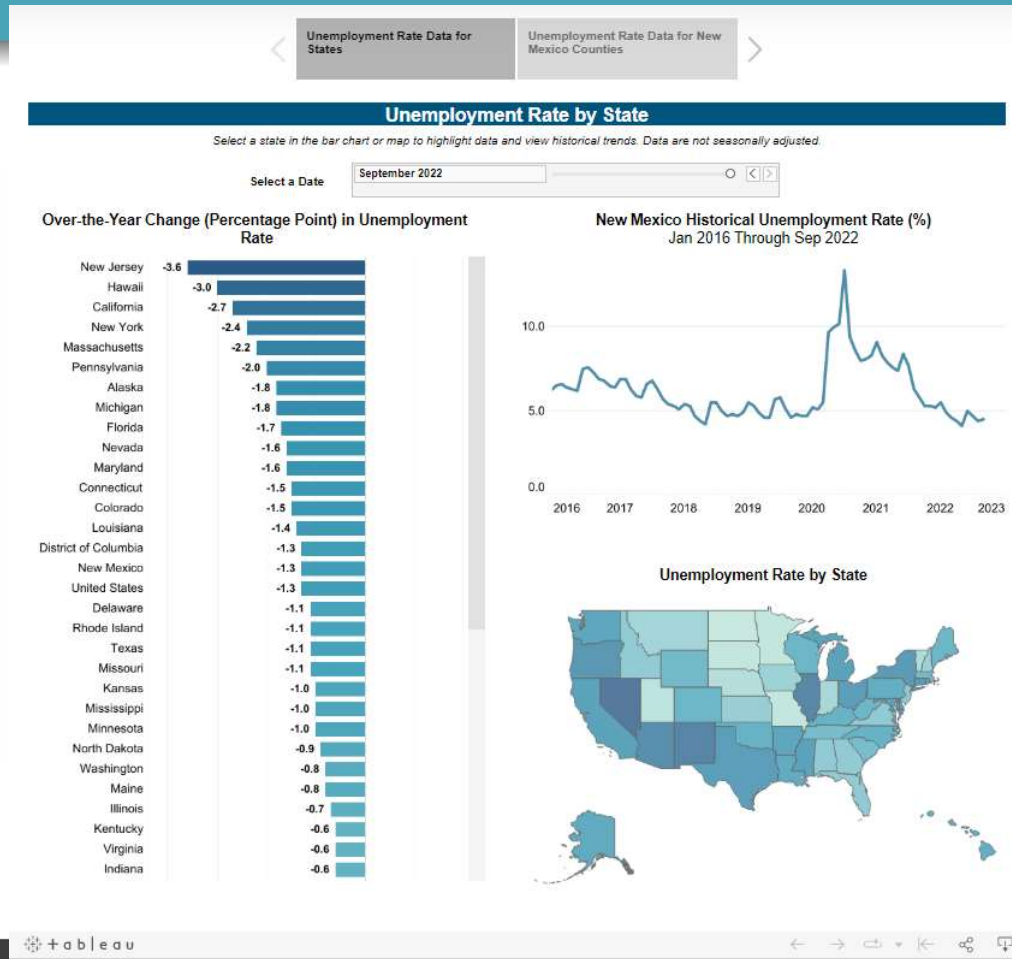
- What is Labor Market Information (LMI)?



# NMDWS Researchers – Employment Snapshot



# NMDWS Researchers – Labor Force & Unemployment



# NMDWS Researchers – Dashboard Options

## How to Download Dashboards & Data

### Dashboard Download Options

**PDF:** Save one or more dashboards or workbooks at a time as a PDF (multiple layout options available).

**Crosstab:** Download CSV file (each chart or table will need to be chosen and each data set exported separately).

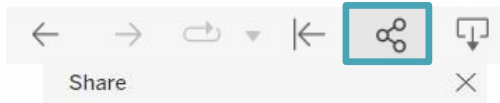
**Data:** Open a web page with the visualization's data in a table.

**Image:** Save the entire visualization as a JPEG file.

If the Data/Crosstab options are not available, click on one of the exhibits and then attempt the download. You can also access and download these and more data via NMDWS's interactive data website, LASER— [www.jobs.state.nm.us/analyzer](http://www.jobs.state.nm.us/analyzer).



Navigation:  
Undo, Redo,  
Replay Animation,  
Reset



Share

Current View Original View

Embed Code

```
<div class='tableauPlaceholder' id='viz
```

Link

```
https://public.tableau.com/shared/R-
```



Select your file format.

Image

Data

Crosstab

PDF

PowerPoint

Tableau Workbook

[Get the App](#)



# NMDWS Researchers – Occupations & Wages

**Occupational Employment and Wages Statistics Dashboard**

Table
Visualizations
Area Comparison
Definitions

**Occupational Employment & Wages Table**

**Select Geography**

 New Mexico  
 Central Region  
 Eastern Region  
 Northern Region  
 Southwestern Region

**Annual or Hourly?**

 Annual  
 Hourly

**Select Occupational Level**

 (All)  
 Total All Occupations  
 Major Occupational Group  
 Detailed Occupation

**Major Occupational Group**

**Detailed Occupation**

**2021 Annual Wages for New Mexico**

SOC	Occupation Title	Employment	Entry	Average	Experienced	10th Pct
0	All Occupations	776,540	\$24,690.00	\$51,600.00	\$65,300.00	\$22,790.00
110000	Management Occupations	39,110	\$53,750.00	\$104,840.00	\$130,390.00	\$47,030.00
111011	Chief Executives	***	***	***	***	-
111021	General & Operations Managers	14,750	\$48,250.00	\$107,280.00	\$136,750.00	\$39,100.00
111031	Legislators	420	\$21,840.00	\$26,560.00	\$28,920.00	\$21,840.00
112011	Advertising & Promotions Managers	40	\$75,090.00	\$118,410.00	\$140,060.00	\$75,090.00
112021	Marketing Managers	400	\$63,160.00	\$114,800.00	\$140,620.00	\$59,370.00
112022	Sales Managers	1,150	\$55,680.00	\$99,830.00	\$121,920.00	\$48,670.00
112032	Public Relations Managers	160	\$70,220.00	\$111,790.00	\$132,580.00	\$62,400.00
112033	Fundraising Managers	60	\$59,060.00	\$89,690.00	\$105,310.00	\$49,430.00
113012	Administrative Services Managers	1,590	\$65,150.00	\$103,300.00	\$122,370.00	\$60,250.00
113013	Facilities Managers	380	\$62,680.00	\$92,750.00	\$107,790.00	\$60,010.00
113021	Computer & Information Systems Managers	1,200	\$84,010.00	\$129,710.00	\$152,560.00	\$77,590.00
113031	Financial Managers	2,110	\$70,410.00	\$116,320.00	\$139,260.00	\$62,760.00
113051	Industrial Production Managers	440	\$69,890.00	\$111,410.00	\$132,170.00	\$62,520.00
113061	Purchasing Managers	180	\$73,670.00	\$112,520.00	\$131,990.00	\$74,380.00
113071	Transportation, Storage, & Distribution Managers	540	\$63,960.00	\$97,050.00	\$113,600.00	\$57,250.00
113111	Compensation & Benefits Managers	30	\$73,940.00	\$104,440.00	\$119,690.00	\$60,250.00
113121	Human Resources Managers	680	\$70,090.00	\$108,180.00	\$127,230.00	\$61,140.00
113131	Training & Development Managers	110	\$70,510.00	\$104,440.00	\$121,410.00	\$61,090.00
119013	Farmers, Ranchers, & Other Agricultural Managers	***	***	***	***	-
119021	Construction Managers	1,780	\$63,250.00	\$95,770.00	\$112,040.00	\$59,530.00
119031	Education & Childcare Administrators, Preschool & Daycare	380	\$35,510.00	\$50,330.00	\$57,730.00	\$35,910.00
119032	Education Administrators, Kindergarten through Secondary	1,480	\$69,690.00	\$97,520.00	\$98,440.00	\$71,670.00

Entry and experienced wage data are not available for the U.S.

ab|eau
← → ⌂ + ⌂ 🔍 📄



# NMDWS Researchers – Employment Projections

## Industry Employment Projections Dashboard

Growth | Industry Sector    Growth | Industry Subsector    Notes

### Projected Employment Growth by MAJOR INDUSTRY SECTOR

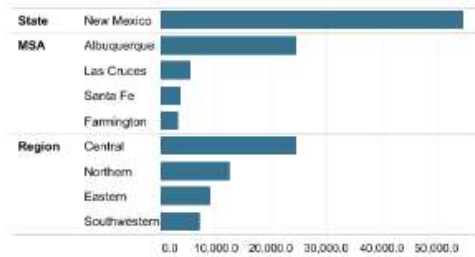
SELECT → What type of growth do you want to see?  Numeric  Percent ? Help

→ An AREA below to see Industry detail

→ An INDUSTRY below to see area detail

Current Area | Total All Industries

Current Area | New Mexico



### Industry Share of Projected 2028 Employment



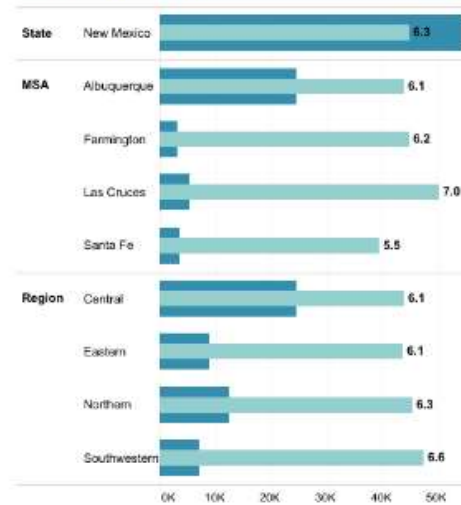
## Occupational Employment Projections Dashboard

Summary    Growth | Major Group    Growth | Detailed Occupation    Job Openings | Major Group    Job Openings | Detailed Occupation    Notes


### Projected Employment Growth & Job Openings SUMMARY

SELECT an area below to see occupations with the largest and fastest growth and most job openings. ? Help

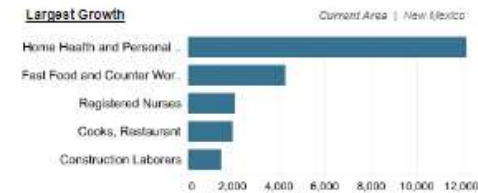
#### Total Employment Growth (Numeric & Percent)



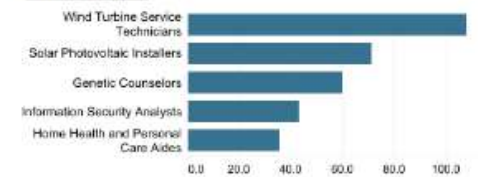
#### Total Annual Job Openings



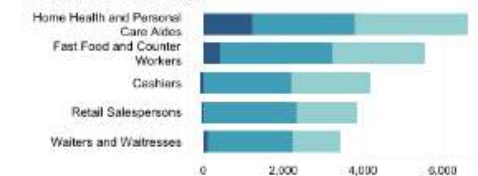
#### Occupations with the...



#### Fastest Growth (%)

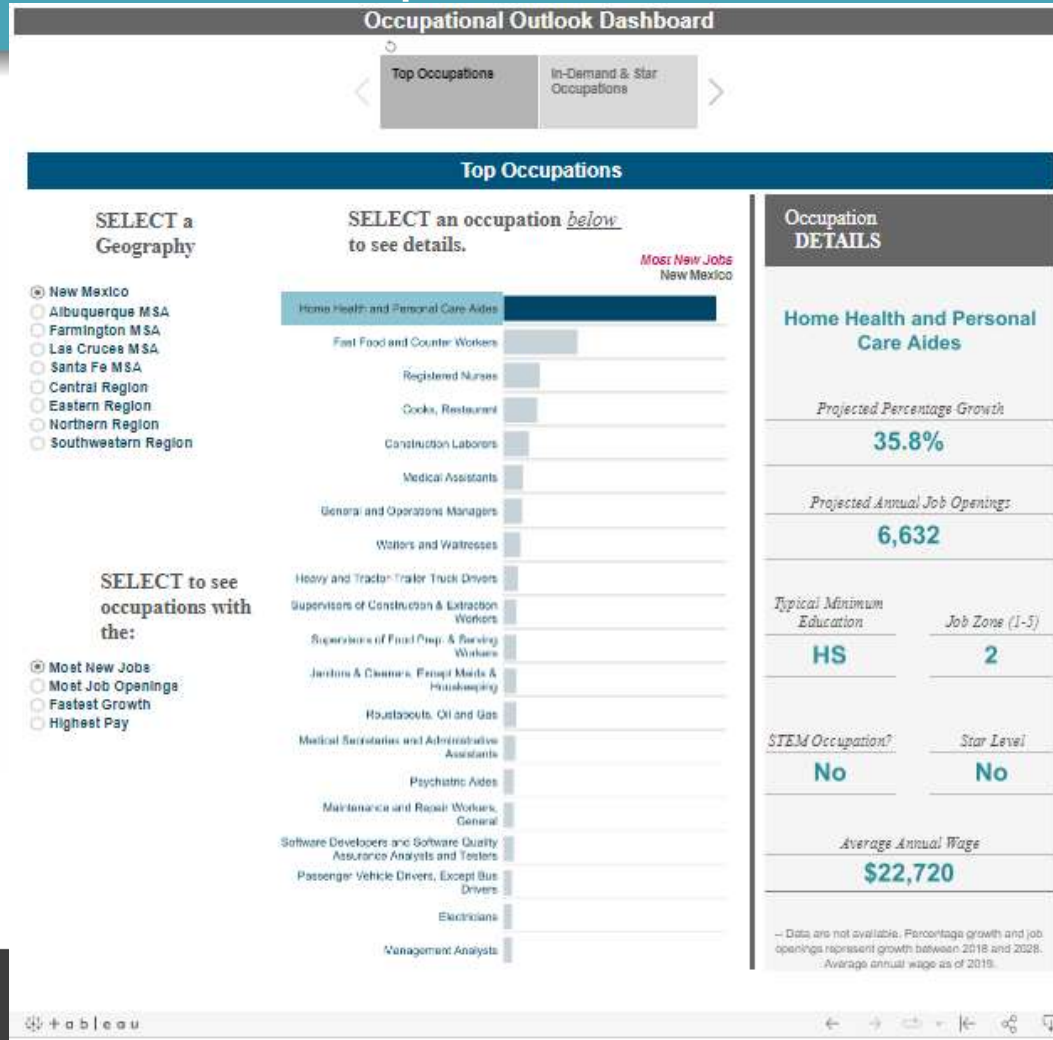


#### Most Annual Job Openings



\*Growth openings can be negative, representing job losses.

# NMDWS Researchers – Occupational Outlook

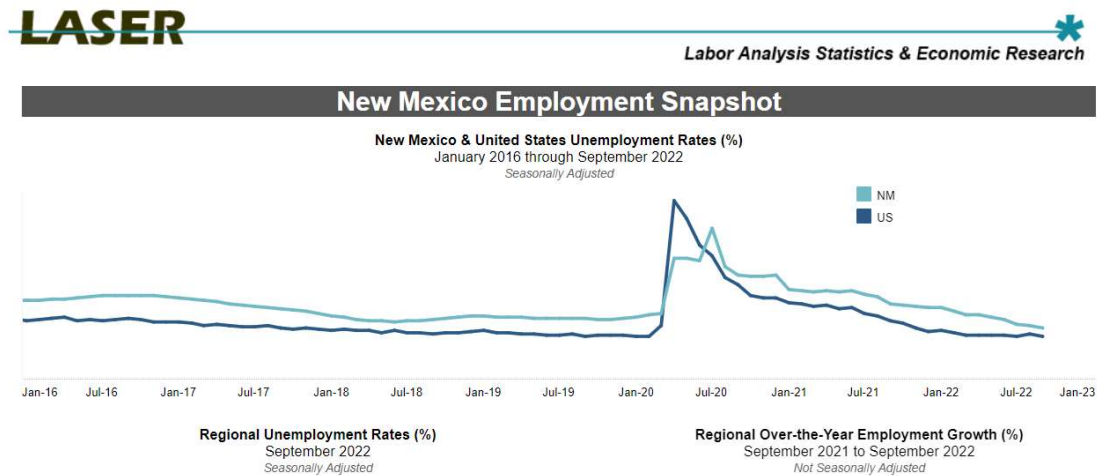


# Labor Market Information Tools – LASER

**LASER:**

<https://laser.state.nm.us/>

Data profiles and data tables for more experienced data users. LASER allows users to see the variety of LMI available and download source data to create your own visualizations.



# LASER – Quick Links

## Data & Statistics



- **Labor Force & Unemployment**  
[LAUS Local Area Unemployment Statistics](#)
- **Employment & Industry**  
[CES Current Employment Statistics](#)  
[QCEW Quarterly Census of Employment & Wages](#)
- **Occupations & Wages**  
[OEWS Wages Occupational Employment and Wage Statistics](#)
- **Employment Projections (2018-2028)**  
[Industry](#)  
[Occupation](#)  
[Occupational Outlook](#)

## Resources



- [Career Solutions](#)
- [Why I Work](#)
- [Internship Portal](#)
- [Apprenticeship Resources](#)
- [Other Data Resources](#)
- [Request to be Added to LMI Publication Email Notifications](#)

## Publications



- [Monthly News Release](#)
- [Labor Market Review](#)
- [Reports & Special Analysis](#)
- [Career & Employment Resources](#)
- [Understanding LMI](#)
- [2022 Monthly Publication Schedule](#)

# LASER – Menu

Close X

Search menu...  

## My Analyst Workspace

- My LMI Dashboard
- Labor Market Facts
- Labor Market Analysis
- Directory of Services
- Job Search

## Labor Market Profiles

- Area Profile >
- Occupation Profile >
- Industry Profile >
- Education Profile >
- Education and Training Data >
- Employers >

## Data Trends

- Advertised Job Data >
- Labor Market Supply >
- Employment and Wage Data >
- Economic Indicators >
- Demographics >
- Data Download Center

## Other Services

- Assistance Center >
- Learning Center

# LASER – Area Profile



[Area Summary](#) - Select this option to display a numeric summary of the labor market information in a selected area.



[Area Comparison](#) - Select this option to view comparisons of the labor market information up to six areas.



[Jobs](#) - Select this option to view job openings in an area.



[Candidates](#) - Select this option to view candidates in an area.



[Supply and Demand](#) - Select this option to view the labor supply and market demand in an area.



[Education, Training and Experience](#) - Select this option to view information on the education, training and work experience data for an area.



[Employment and Wages](#) - Select this option to view the wage rates, employment, unemployment and major industries and occupations for an area.



[Demographics](#) - Select this option to view population and income data for an area.

# LASER – Area Profile



Here is the information for Lea County, NM.

[Lea County, NM](#)  
[Compare to other areas](#)

[Summary](#) | [Jobs](#) | [Candidates](#) | [Supply and Demand](#) | [Education, Training and Experience](#) | [Employment and Wages](#) | [Demographics](#)

[Pin to Dashboard](#)

[View Full Report](#)

For help click the information icon next to each section.

**Lea County** - Lea County occupies the most southeastern corner of New Mexico. It covers 4,393 square miles and had a Census 2010 population density of 14.7 persons per square mile. The 2010 Census shows Lea County's ethnicity distribution at 51.1% Hispanic, 43.0% White (not Hispanic), 4.1% Black and 1.2% American Indian.

As part of the Permi... [More](#)

Source: Multiple sources including Workforce Information Database



## Supply and Demand

**1.56**

Candidates available per job opening.  
**2,082 Candidates | 1,332 Job Openings**

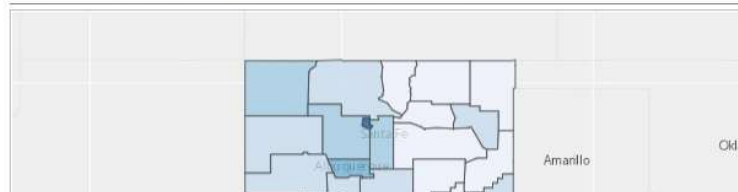
Job Source: Online advertised jobs data  
 Candidate Source: Individuals with active résumés in the workforce system.

## Employers by Number of Job Openings

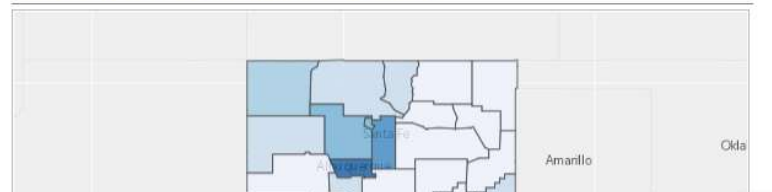
Employer Name	Job Openings
Hobbs Municipal Schools	<a href="#">69</a>
CAL's Convenience, Inc.	<a href="#">59</a>
Nor-Lea Hospital District	<a href="#">40</a>
Penn National Gaming, Inc.	<a href="#">33</a>
The GEO Group, Inc.	<a href="#">31</a>

Source: Online advertised jobs data

## Average Wage Distribution in New Mexico by County



## Advertised Job Openings in New Mexico by County



# LASER – Data Trends

## ▼ Data Trends

- Advertised Job Data >
- Labor Market Supply >
- Employment and Wage Data >
- Economic Indicators >
- Demographics >
- Data Download Center

## Employment and Wage Data ←

### ▼ Occupation Data

- Occupational Employment and Wage Statistics (OEWS)
- Occupational Employment by Industry
- Occupational Employment Projections - Long Term
- Licensed and Certified Occupations

### ▼ Industry Data

- Quarterly Census of Employment and Wages (QCEW)
- Local Industry Activity Levels (Location Quotient Calculator)
- Current Employment Statistics (CES)
- Staffing Patterns
- Industry Employment Projections - Long Term
- Local Employment Dynamics/Quarterly Workforce Indicators

### ▼ Labor Force Data

- Labor Force Employment and Unemployment (LAUS)

# LASER – Data Trends

## Current Employment Statistics (CES)



### Filter

**State:**  
New Mexico

**Geography Type:**  
State

**Area Name:**  
Statewide

[Select Areas By Map](#)

**Select Industry Level:**  
3 items selected

**Select Industry Groups:**  
17 items selected

**Select Industry Code(s):**  
22 items selected

**Select Time Period Type:**  
Monthly

**Select Time Period(s):**  
September 2022

[Reset](#)

### Refine Results

**Find:**  
Type to search table...

Seasonally adjusted

**Earnings Data:**  
 All Workers  
 Production Workers Only

More Info	Area	Time Period	Series Code	Title	Current Month	Previous Month	Previous Year	Over the Month Employment Change	Over the Year Employment Change	Preliminary (Current Month)
+	New Mexico	September 2022	00000000	Total nonfarm	854,800	851,900	823,300	2,900	31,500	Yes
+	New Mexico	September 2022	05000000	Total private	672,500	674,900	643,600	-2,400	28,900	Yes
+	New Mexico	September 2022	06000000	Goods-producing	104,600	105,400	94,600	-800	10,000	Yes
+	New Mexico	September 2022	07000000	Service-providing	750,200	746,500	728,700	3,700	21,500	Yes
+	New Mexico	September 2022	08000000	Private service-providing	567,900	569,500	549,000	-1,600	18,900	Yes
+	New Mexico	September 2022	10000000	Natural resources and mining	20,900	20,700	18,600	200	2,300	Yes
+	New Mexico	September 2022	15000000	Natural resources and mining and construction	74,700	75,500	66,800	-800	7,900	Yes
+	New Mexico	September 2022	20000000	Construction	53,800	54,800	48,200	-1,000	5,600	Yes

# LASER – Data Download Center

## ▼ Data Trends

- Advertised Job Data >
- Labor Market Supply >
- Employment and Wage Data >
- Economic Indicators >
- Demographics >
- Data Download Center**



Please select a table and time period you wish to download data from.

Data Table:

- None Selected
- None Selected**
- ACS Population Breakdown
- Annual Property Values data
- Commuting Patterns
- Consumer Price Index (CPI)
- Current Employment Statistics (CES)
- Income
- Industry Employment Projections - Long Term
- Licensed and Certified Occupations
- Local Area Unemployment Statistics (LAUS)
- Location Quotient
- Occupational Employment and Wage Statistics (OEWS)
- Occupational Employment by Industry
- Occupational Employment Projections - Long Term
- Occupational Training Completers
- Population
- Quarterly Census of Employment and Wages (QCEW)
- Staffing Patterns
- Tax Revenues
- U.S Census Labor Force

# LASER – Data Download Center

**Data Table:** Local Area Unemployment Statistics (LAUS) ▼

**Time Period:** 2022 ▼

**File Type:** Excel ▼

**Download**

*Warning: Some data sets are very large*

**Data Table:** Current Employment Statistics (CES) ▼

**Time Period:** 2022 ▼

**File Type:** Excel ▼

**Download**

*Warning: Some data sets are very large*

**Data Table:** Quarterly Census of Employment and Wages (QCEW) ▼

**Time Period:** 2022 ▼

**File Type:** CSV ▼

**Download**

*Warning: Some data sets are very large*

**Data Table:** Occupational Employment and Wage Statistics (OEWS) ▼

**Time Period:** 2021 ▼

**File Type:** CSV ▼

**Download**

*Warning: Some data sets are very large and may take several minutes to download.*

## Contact Information

**Michelle Doran**

*Economist*

Economic Research & Analysis  
New Mexico Department of Workforce Solutions

(505) 383-2723 or (505) 377-0464

Michelle.Doran@dws.nm.gov



Contact us at (505) 259-4587 or  
[NMDWS.EconomicResearch@dws.nm.gov](mailto:NMDWS.EconomicResearch@dws.nm.gov)

Labor Market Information