


Education Data Resources

HEATHER MECHLER

HSMECHLER@UNM.EDU




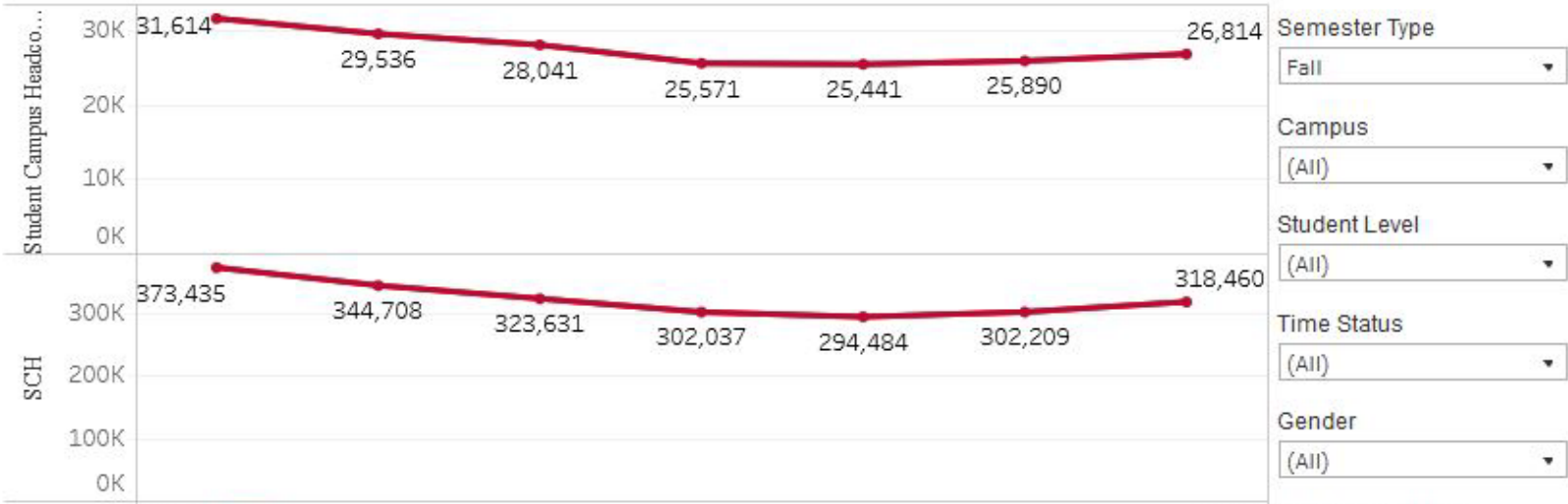


UNM Data Sources

- Enrollment
- Student Success
- HR/Financial Aid/etc.

University of New Mexico Official Enrollment Report

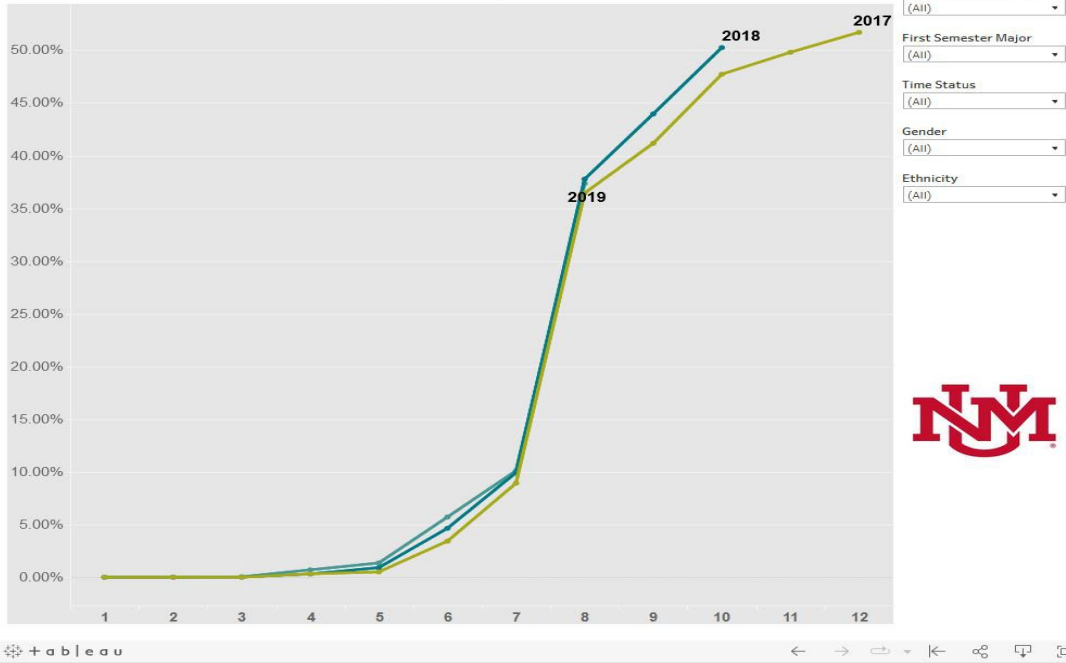
Navigation tabs: Read me (caveats, explanations, tips) | **Headcount, Student Credit Hours, and Full-Time Equivalents** | Albuquerque Campus: Headcount by Major and College | Albuquerque Campus: Student Credit Hours by College and Subject



Enrollment

Graduation Rates by Number of Semesters for Cohorts Entering between 2013-2023

Each line represents a freshmen cohort entry year. Hover over a point on the line to see the graduation rate for a particular cohort in a particular semester. Use the filters on the right to change the data shown.



Select an Entry Year
((Multiple values))

First Semester College
(All)

First Semester Major
(All)

Time Status
(All)

Gender
(All)

Ethnicity
(All)



Student Success

Financial Aid

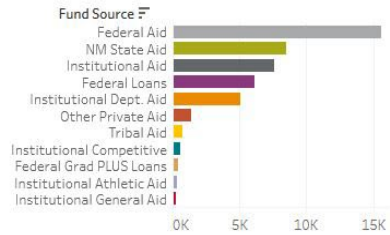
Student Financial Aid

Please click on a year and then select a campus, college, time status and/or ethnicity to get more specific information.

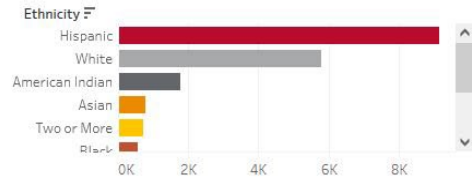
College: (All) | Campus: (All) | Semester: (All) | Aid Year: 2021 | Time Status: (All) | Display: Number | Student Le...



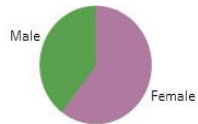
Fund Source



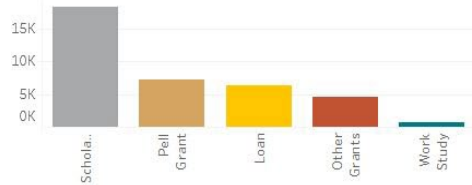
Ethnicity



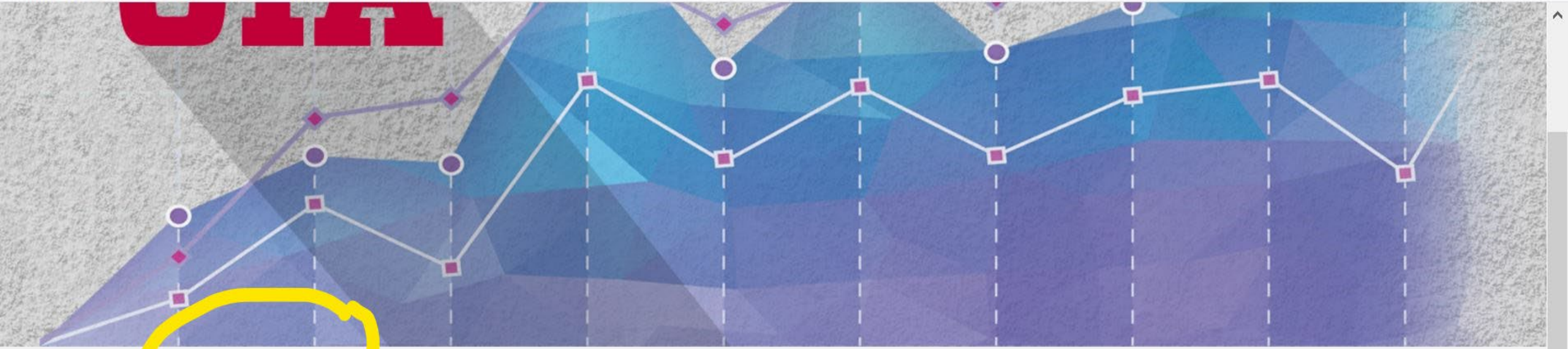
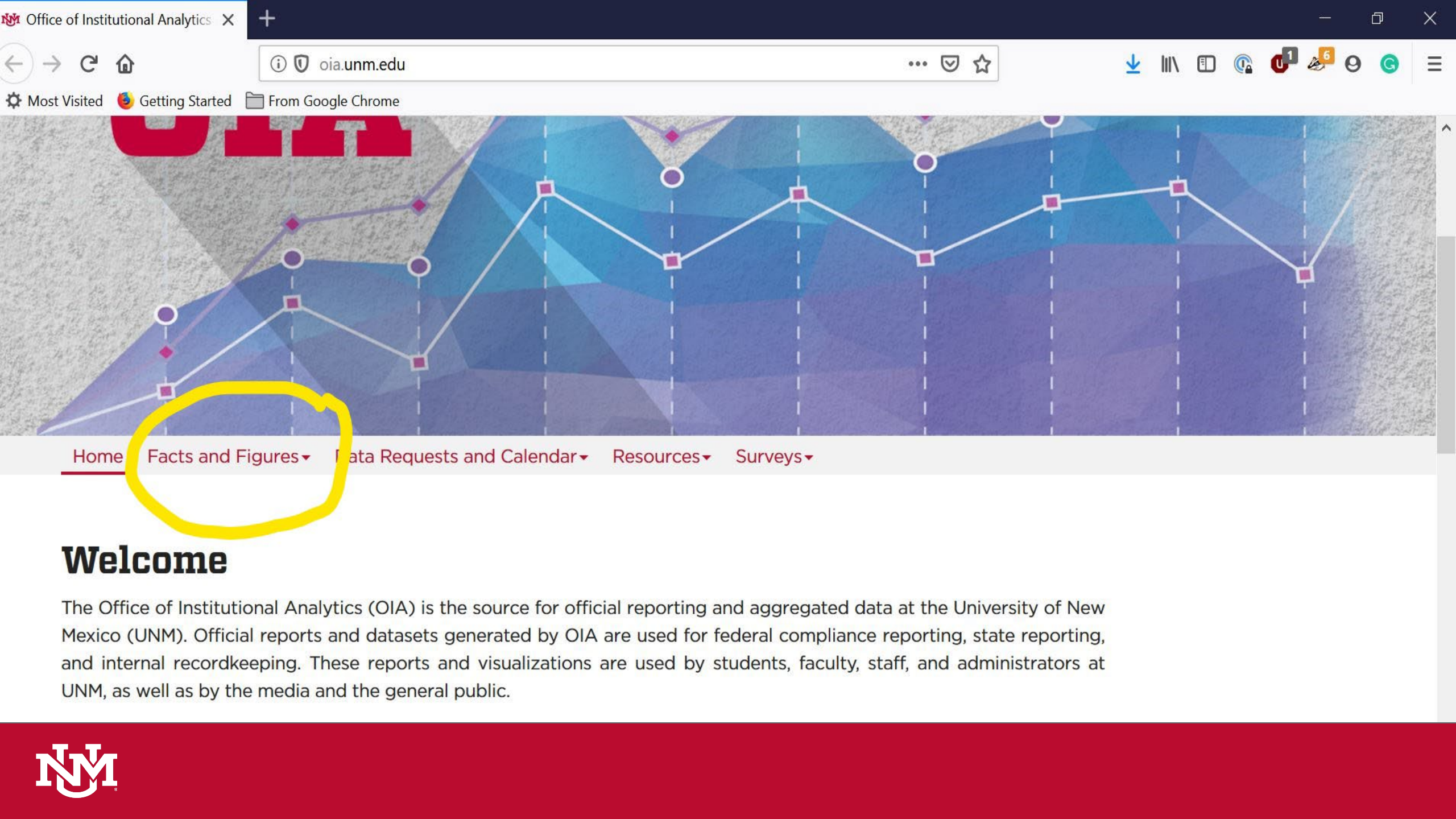
Gender



Type of Award



Financial Aid



Welcome

The Office of Institutional Analytics (OIA) is the source for official reporting and aggregated data at the University of New Mexico (UNM). Official reports and datasets generated by OIA are used for federal compliance reporting, state reporting, and internal recordkeeping. These reports and visualizations are used by students, faculty, staff, and administrators at UNM, as well as by the media and the general public.






Non-UNM Data Resources

[IPEDS Data Center](#)

- Data going back to 1980
- All Title IV-eligible institutions
- Enrollment, Graduation, Finance, Human Resources, Academic Libraries, Admissions, and Financial Aid
- A great tool for comparisons, longitudinal analysis, benchmarking, and exploring the higher education landscape




Non-UNM Data Resources

- New Mexico Higher Education Department (NMHED)
 - The [Data and Reports](#) section has a lot of information about higher education in New Mexico:
 - 2-year and 4-year institutions
 - Enrollment
 - Graduation
 - Financial Aid



Non-UNM Data Resources

- [United States Census Bureau](#)
 - Great for making national or regional comparisons
 - Data on educational attainment, population, demographics, income
 - Data from USCB can be used in conjunction with local/institutional data for very powerful analyses
 - [Edwin Agbenyega, Masters Thesis \(2017\)](#)



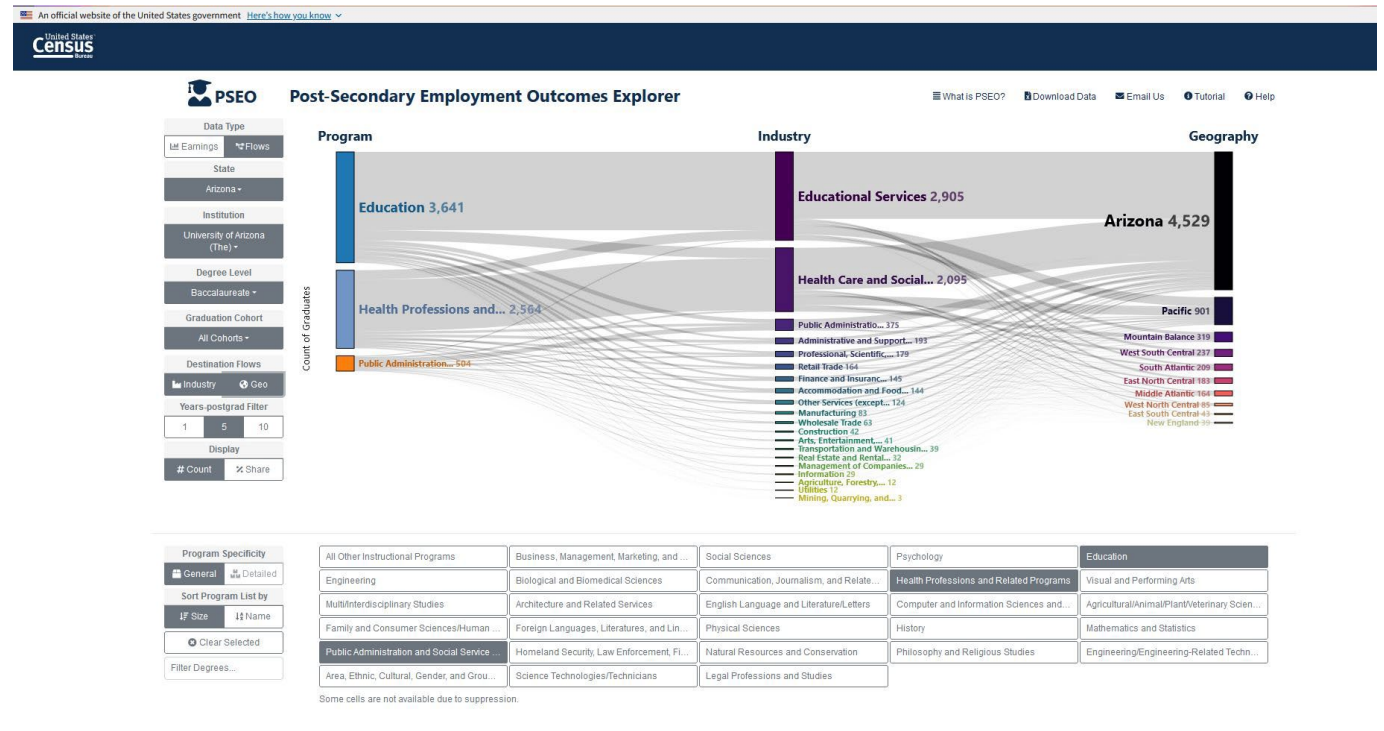
Employment Outcomes, State

- NM RISE
 - Research Informing Success in Education
 - Cradle-to-Career
 - Longitudinal data system in collaboration with five State of New Mexico agencies:
 - Early Childhood Education & Care
 - Public Education
 - Higher Education
 - Workforce Solutions
 - Vocational Rehabilitation

Employment Outcomes, National

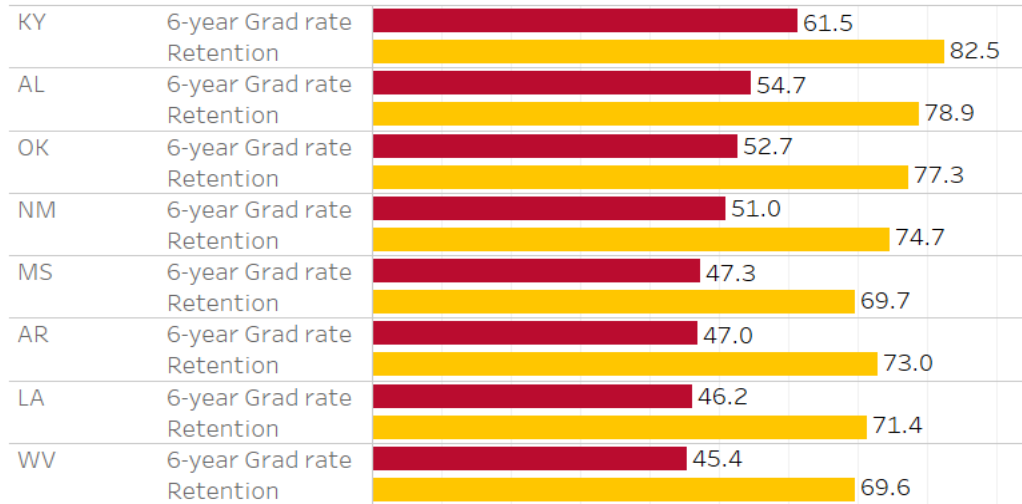
PSEO

- Post-Secondary Employment Outcomes
- Part of the Census Bureau's [Longitudinal Employer-Household Dynamics](#) program
- Explore data that links degree recipients with post-secondary employment records from across the U.S.

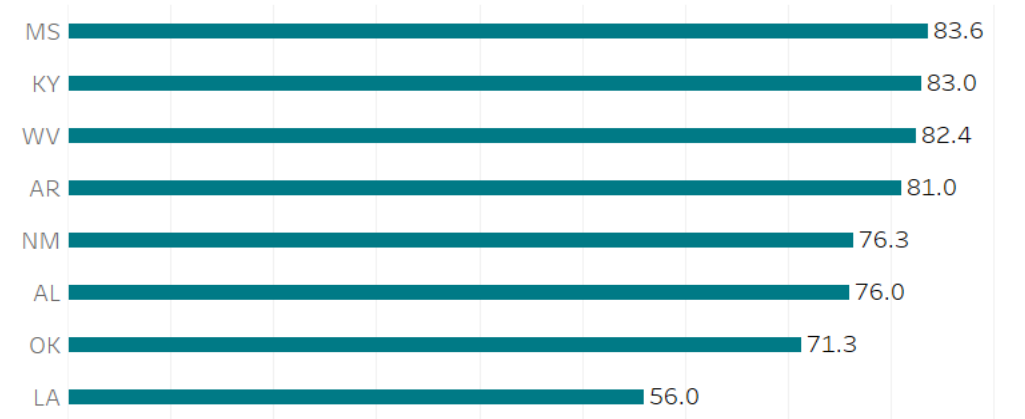


Combining Data Resources

Average Graduation and Retention Rates by State



Average % of Applicants Accepted



25th and 75th Percentile ACT Composite Scores

	ACT 25th %ile	ACT 75th %ile
KY	22.5	29.0
AL	21.6	27.9
OK	20.7	26.3
AR	20.3	26.5
LA	20.2	25.6
NM	19.7	25.7
WV	18.6	24.2
MS	18.4	24.3

Median Family Income by State (2019)

OK	\$54,449
KY	\$52,295
NM	\$51,945
AL	\$51,734
LA	\$51,073
AR	\$48,952
WV	\$48,850
MS	\$45,792

Percent of Students Receiving Pell Grants

