



# BUREAU OF BUSINESS & ECONOMIC RESEARCH

---

WELCOME TO THE  
NM STATE DATA CENTER AFFILIATE MEETING AND WORKSHOP  
NOVEMBER 18, 2025



# BUREAU OF BUSINESS & ECONOMIC RESEARCH

Suzan Reagan Senior Program Manager - Data Bank

---

## FEDERAL DATA CHANGES

# Agenda

# Federal Data Changes

- Shutdown
- History
- Resources
- Actions
  
- Data Tools-



# Government Shutdown



Alternative US Census Data Sources:

- MCDC: Missouri Census Data Center <<https://mcdc.missouri.edu/>>
- NHGIS: National Historical Geographic Information System <<https://www.nhgis.org/>>
- Census Reporter <<https://censusreporter.org>>
- IPUMS: Integrated Public Use Microdata Series (Minnesota Population Center) <<https://usa.ipums.org/usa/index.shtml>>
- Esri for mapping users includes US Census Bureau data sets <<https://www.esri.com/en-us/home>>
- DRP Data Rescue Project Portal <<https://portal.datarescueproject.org/>>

Let us hope the Federal Government does not shutdown in 10 weeks.



# Recovery from the Shutdown

Expect all data to be at least 40  
days later.

## Media Advisory

November 14, 2025

Contact: Thomas Dail

301-278-9003

[thomas.dail@bea.gov](mailto:thomas.dail@bea.gov)

## BEA Developing Updated Economic Release Schedule

SUITLAND, Md. – The Bureau of Economic Analysis is working to update its schedule of economic releases, which was affected by the government shutdown.

BEA is consulting with the U.S. Census Bureau, the Bureau of Labor Statistics and other data suppliers to determine the availability of data used to produce our economic indicators. We will publish updated release dates as soon as they are available. Check our website for this information.

BEA estimates the nation's gross domestic product and produces statistics on U.S. personal income and spending, industries, state and local economies, and foreign trade and investment.

###

# Earlier this year



# Consumer Price Index (CPI)

*[kən-'sü-mər 'prīs 'in-,deks]*

An index that measures the monthly change in prices paid by U.S. consumers.



# How governments collect data

---

FORMS YOU FILL OUT!

TAX \* APPLICATIONS \*  
SERVICES \* INTERACTION  
\* SURVEYS

MANDATORY - VOLUNTARY



# 2020 Census - Mandatory

---

Differential  
Privacy (DP)

Questions

COVID



# American Community Survey

## The difficulties with surveys - *voluntary*

---

### *Sampling Challenges*

- Low Response Rate
- Non-response Bias
- Sampling Bias
- Inflexibility

### *Response Bias*

- Social Desirability
- Agreement Bias
- Recall Bias
- Demand Characteristics

Differential Privacy



# Data Trust Issues

**“I'm from the government, and I'm here to help”**



# Resources

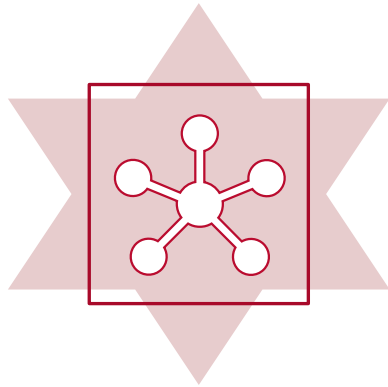
Federal Register <https://www.federalregister.gov/>  
Data.gov <https://catalog.data.gov/dataset/>

[In Memoriam | America's Essential Data](https://essentialdata.us/in-memorial.html) <https://essentialdata.us/in-memorial.html>




# Actions

---



BE PART OF THE SDC  
NETWORK



RESPOND TO THE  
FEDERAL REGISTERS

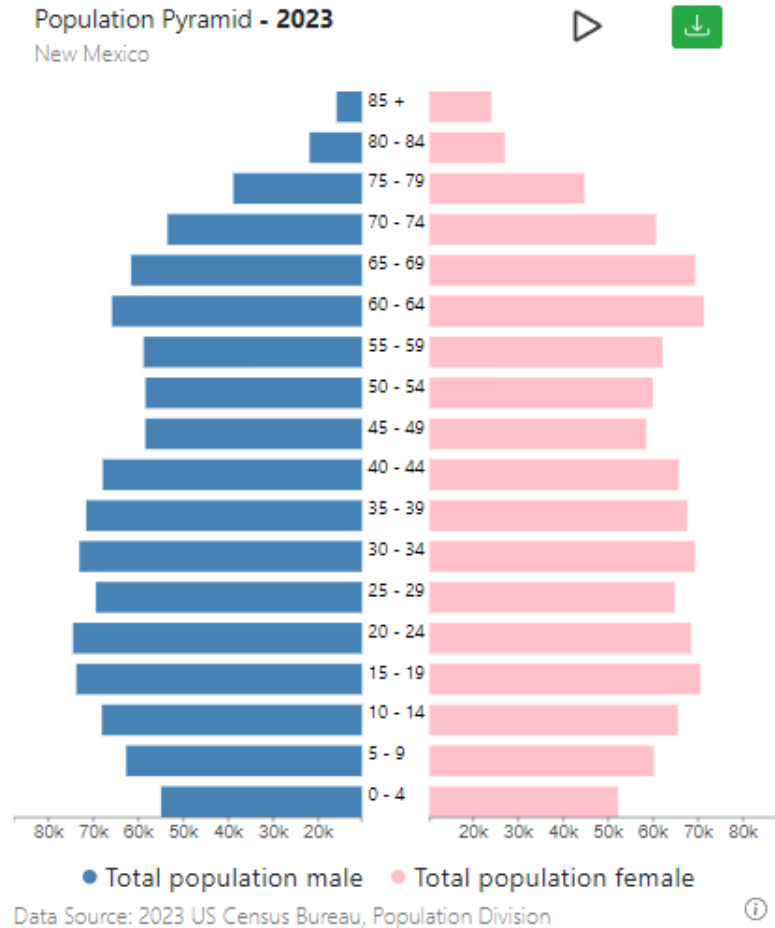


CONTACT – POLICY  
MAKERS

# Data Tools

---

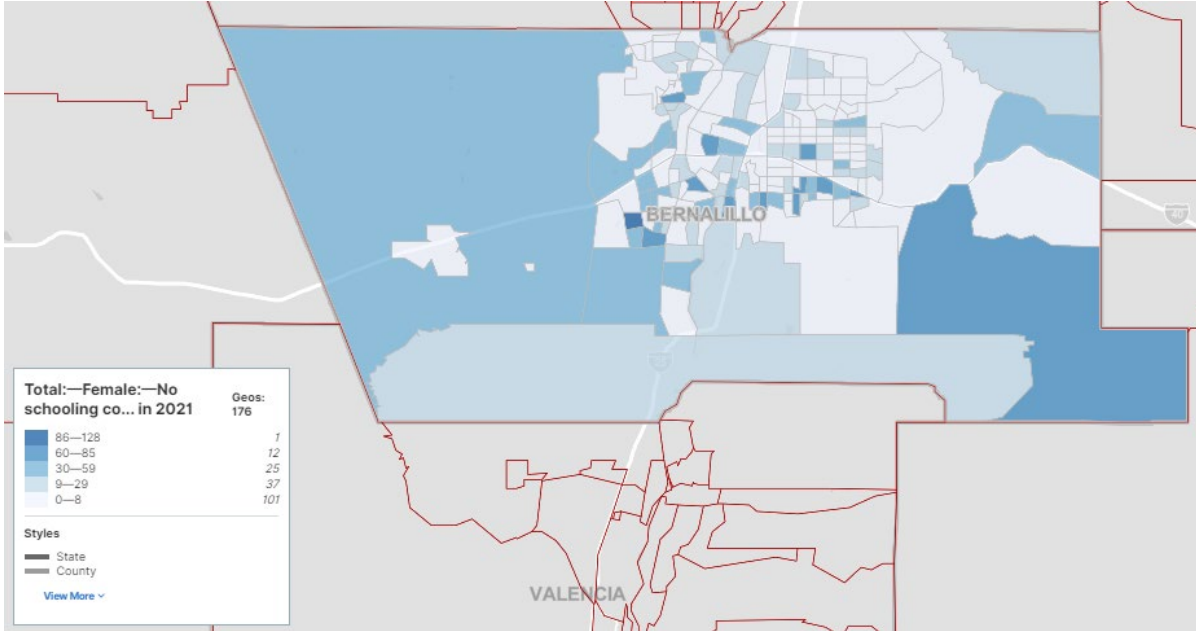
# BBER Population pyramids on web




<https://bber.unm.edu/data/counties?county=Bernalillo>



# ACS - data.census.gov



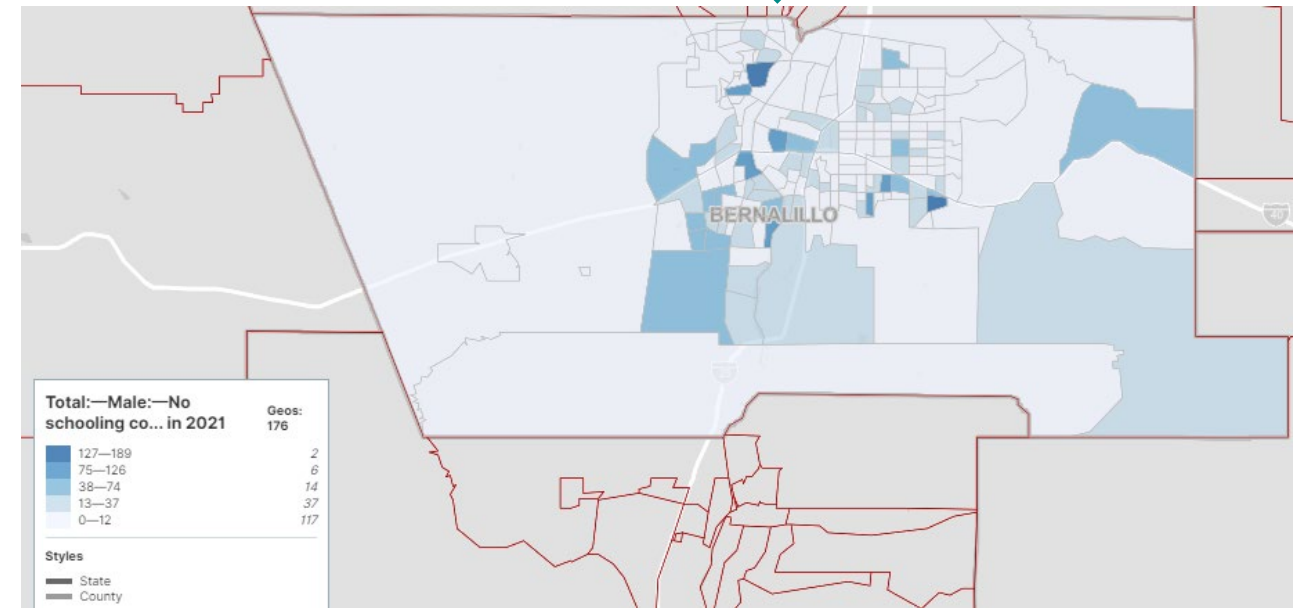
No schooling completed Total 5,725



Female Total 2,843



Male Total 2,882

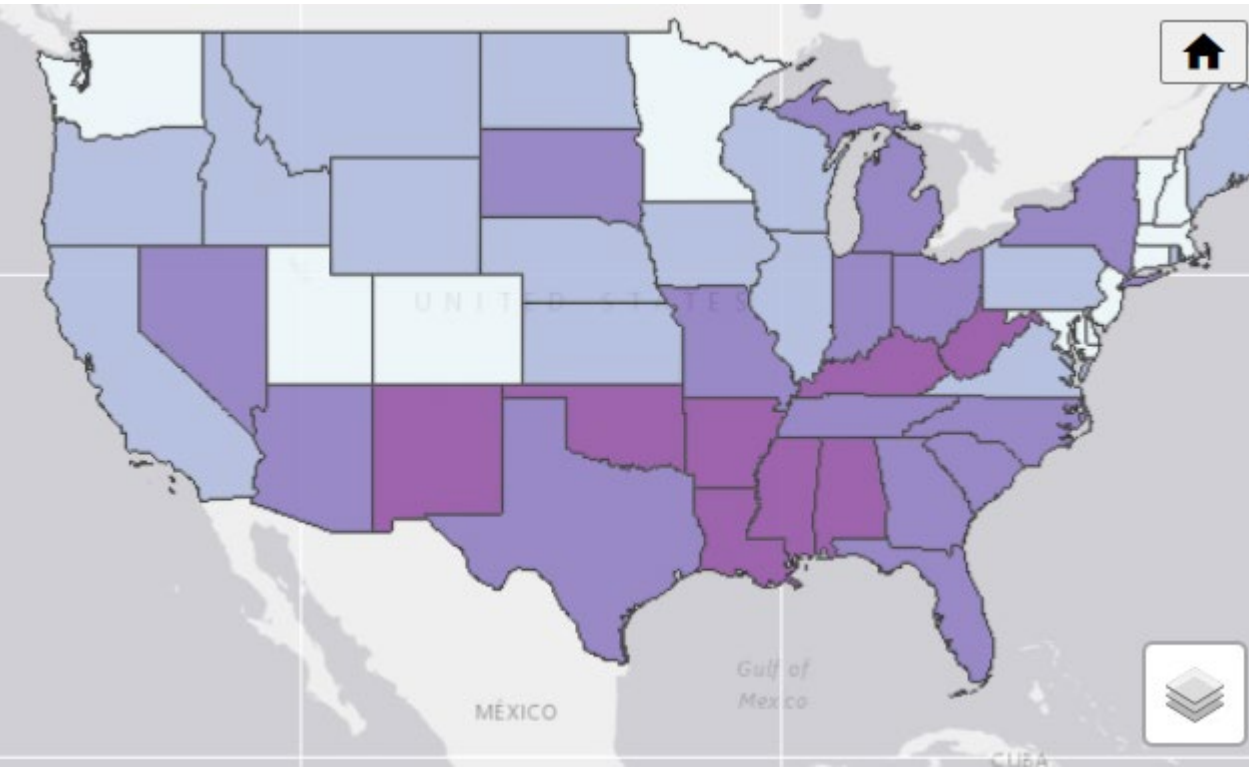


2021 American Community Survey 5 year estimates table B15002 Sex by Educational Attainment for the population 25 years and over.

[https://data.census.gov/map?text=B15002&g=0500000US35001\\$060000,35001\\$1400000&tid=ACSDT5Y2021.B15002&cid=B15002\\_003E&layer=VT\\_2021\\_140\\_00\\_PY\\_D1&mode=thematic&loc=34.9859,-106.6675,z9.2013](https://data.census.gov/map?text=B15002&g=0500000US35001$060000,35001$1400000&tid=ACSDT5Y2021.B15002&cid=B15002_003E&layer=VT_2021_140_00_PY_D1&mode=thematic&loc=34.9859,-106.6675,z9.2013)

# Small Area Income and Poverty Estimates (SAIPE)

In 2022, New Mexico had 17.3 percent of people in Poverty. Mississippi (19.2), Louisiana (18.6) and West Virginia (17.4) where the three states with higher poverty rates.



Location Search  
New Mexico

State Metro County City/Town ZIP Code Tract



Region View

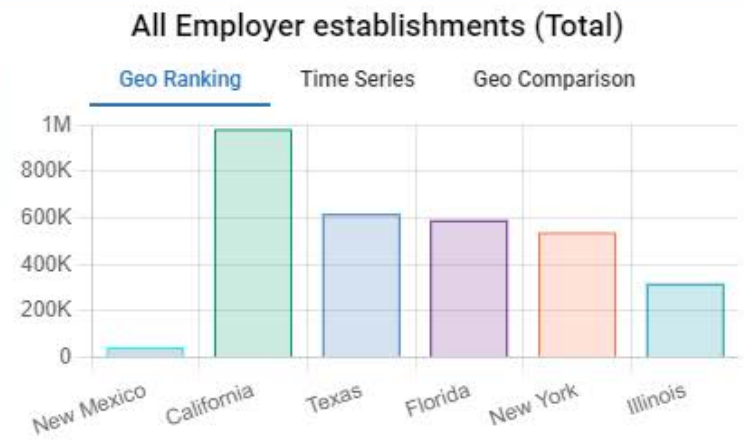
Dashboard

**New Mexico**

**43,587 ± n/a**  
All Employer establishments (Total)

**n/a**  
Variable not selected

CREATE REPORT



**Stats**

**\$51K**  
Median household income

**87%**  
Percent high school degree or higher

**44K**  
All Employer establishments (Total)

**68%**  
Home ownership rate

**Legend**

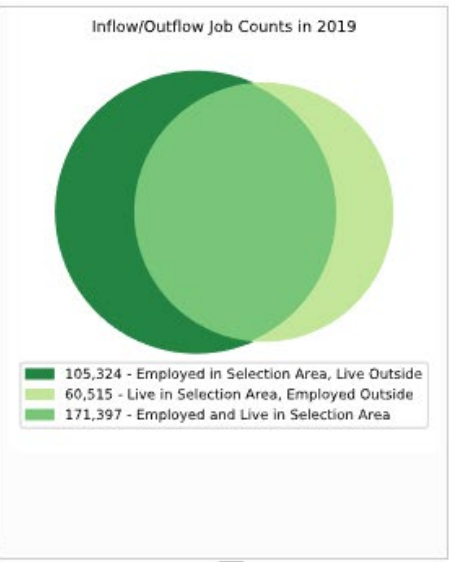
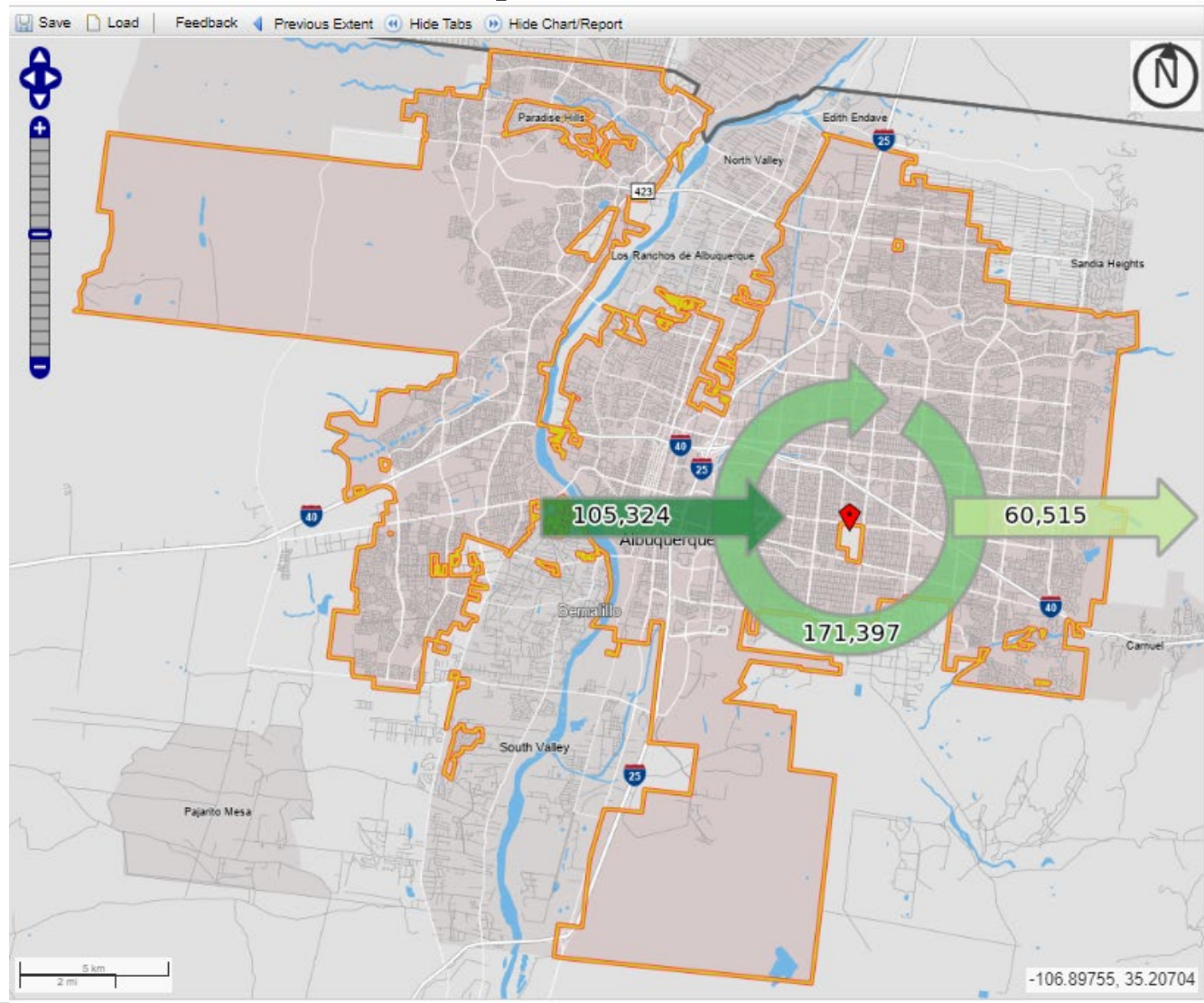
All Employer establishments (Total)

- 43,587
- 43,588 - 73,982
- 73,983 - 93,595
- 93,596 - 175,965
- 175,966 - 618,272
- Not Available/Suppressed

Map Configuration

Color Scheme: Coral | Class Method: Natural ...

# LEHD OnTheMap



Inflow/Outflow Job Counts (Primary Jobs) 2019

	Count	Share
<a href="#">Employed in the Selection Area</a>	276,721	100.0%
<a href="#">Employed in the Selection Area but Living Outside</a>	105,324	38.1%
<a href="#">Employed and Living in the Selection Area</a>	171,397	61.9%
<a href="#">Living in the Selection Area</a>	231,912	100.0%
<a href="#">Living in the Selection Area but Employed Outside</a>	60,515	26.1%
<a href="#">Living and Employed in the Selection Area</a>	171,397	73.9%

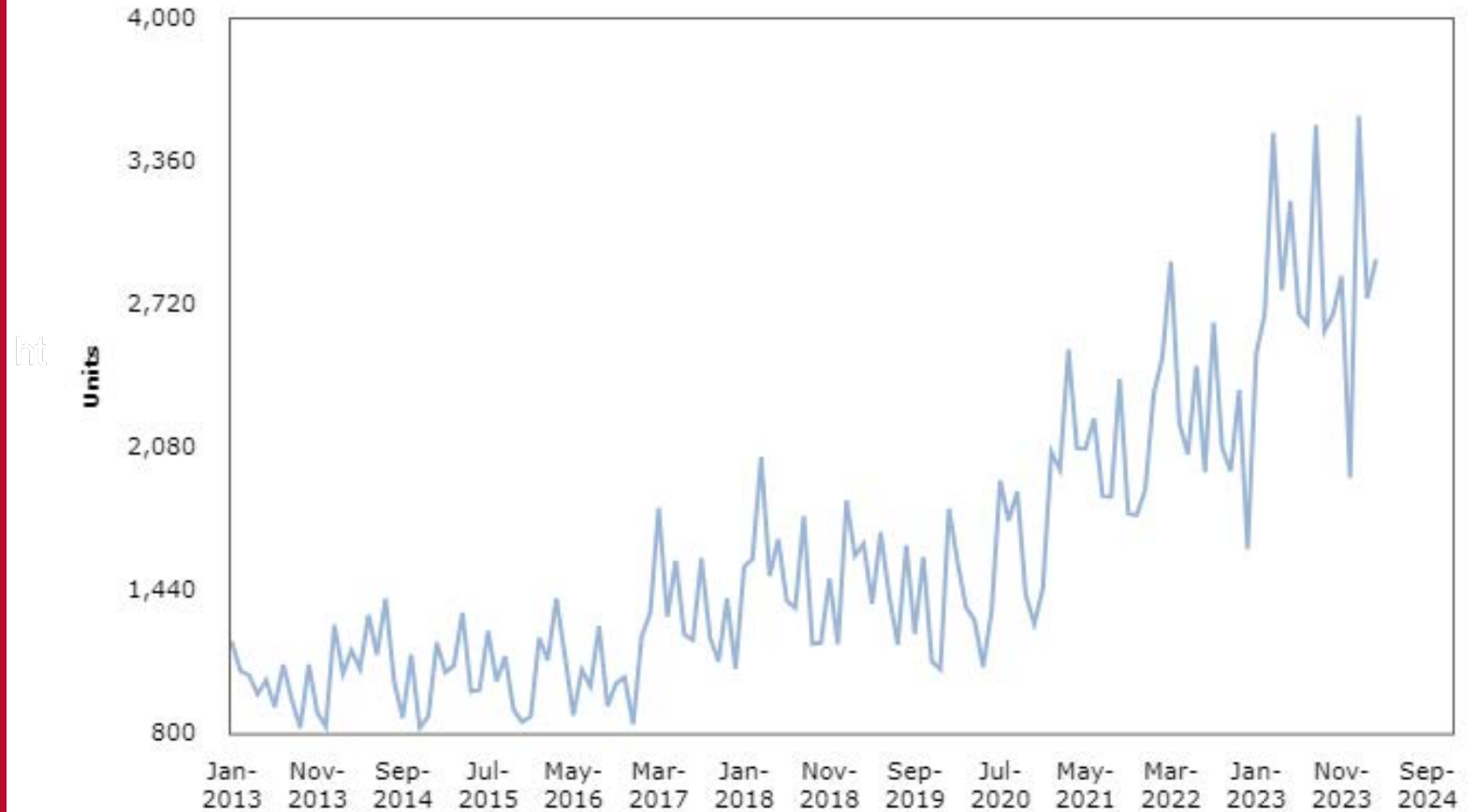
[Reset Highlighting](#)

# New Business Applications

US Census Bureau Business Formation Statistics  
<https://www.census.gov/econ/bfs/index.html>

Source: Business Formation Statistics  
Total for All NAICS: New Mexico  
Jan-2013 to Dec-2024

Not Seasonally Adjusted Business Applications



Data Extracted on: April 24, 2024 (5:34 pm) EDT

These data are subject to sampling and nonsampling error. For more information see <https://www.census.gov/econ/bfs/technicaldocumentation/methodology.html>

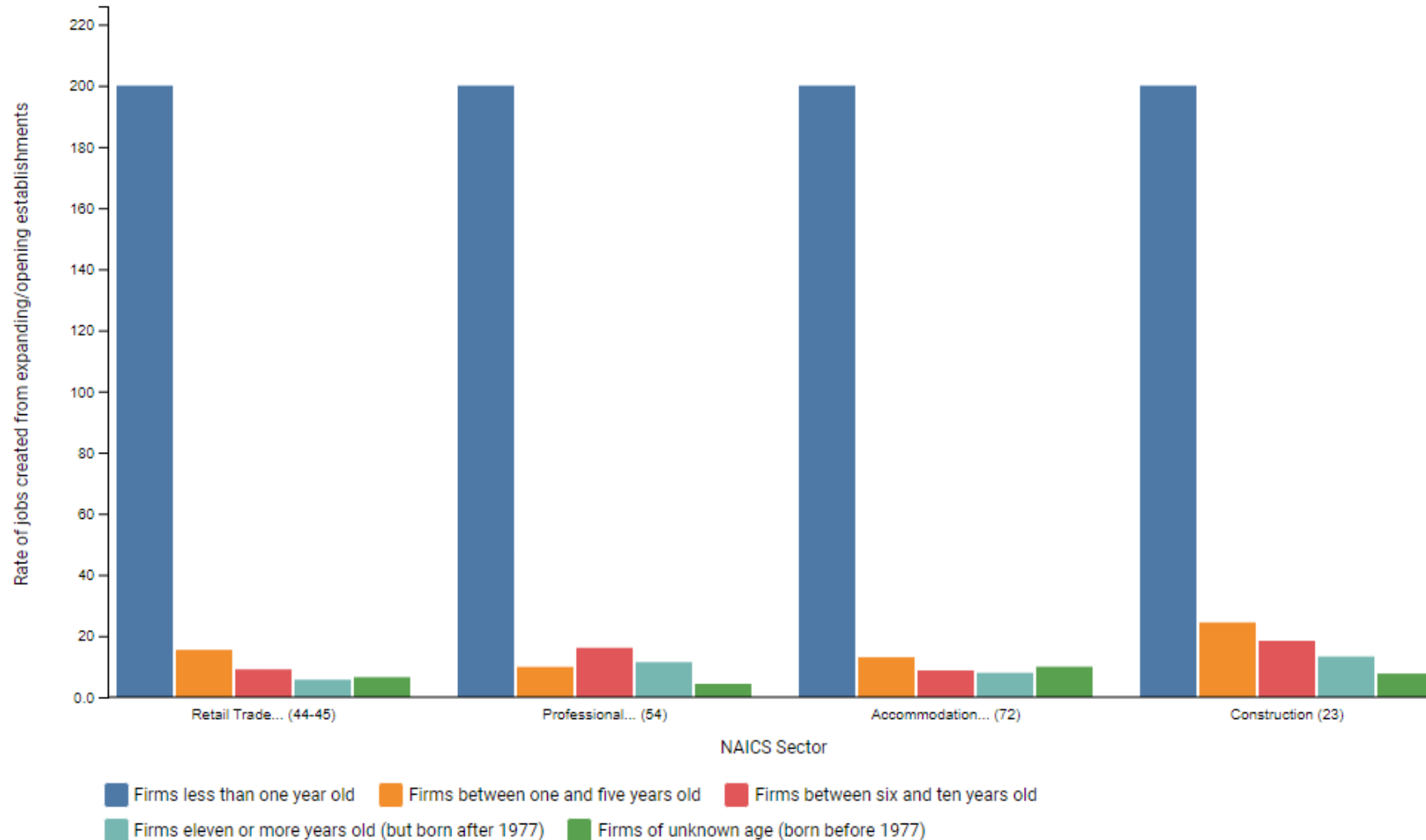


BUREAU OF BUSINESS  
& ECONOMIC RESEARCH



# BDS explorer

JOB CREATION RATE  
Year: 2020 | State: New Mexico



Source: U.S. Census Bureau - Center for Economic Studies - Business Dynamics Statistics (2020)



---

# Thank You

Suzan Reagan

Email: [sreagan@unm.edu](mailto:sreagan@unm.edu)

Website: [bber.unm.edu](http://bber.unm.edu)

